

Artesia Public Schools

Second Grade Packet

Week 3

April 20th-April 24th



Escuelas públicas de Artesia
Paquete de segundo grado

Semana 3

20 de abril-24 de abril

Read Aloud Suggestions:

- Read with a parent. You read a page, and then they read a page. Ask each other questions about your page.
- Read aloud to a younger sibling and explain to them what's happening in the story.
- Read aloud to a pet or stuffed animal.
- Read aloud to an older sibling. Then ask them questions about what you have read to see if they listened.
- Read and then write down three things you liked about the story.
- Read and then write down three things you learned from the story.

Online Resources:

- www.tumblebookslibrary.com
Click the free trial tab at the top of the site to get an account.
 - www.getepic.com
You can set up a free account as a parent. Click on the blue section to the right of the little boy.
 - www.ixl.com
Your student should have an account to access this material. You can reach out to your student's teacher if you need this information.
 - <https://global-zone51.renaissance-go.com/welcomeportal/259596>
Your child can still take AR tests and complete AM assignments. They should know their username and password.
 - www.spellingcity.com
Click the blue login tab in the top right corner. Contact your child's teacher if you need help logging in.
-

Sugerencias de leer en voz alta:

- Leer con un padre. Lees una página, y luego leen una página. Hágase preguntas sobre su página.
- Lea en voz alta a un hermano menor y explíqueles lo que está sucediendo en la historia.
- Léale en voz alta a una mascota o animal de peluche.
- Leer en voz alta a un hermano mayor. Luego hágales preguntas sobre lo que ha leído para ver si escucharon.
- Lea y luego escriba tres cosas que le gustaron de la historia.
- Lea y luego escriba tres cosas que aprendió de la historia.

Recursos en línea:

- www.tumblebookslibrary.com
Haga clic en la pestaña de prueba gratuita en la parte superior del sitio para obtener una cuenta.
- www.getepic.com
Puede configurar una cuenta gratuita como padre. Haga clic en la sección azul a la derecha del niño.
- www.ixl.com
Su estudiante debe tener una cuenta para acceder a este material. Puede comunicarse con el maestro de su estudiante si necesita esta información.
- <https://global-zone51.renaissance-go.com/welcomeportal/259596>
Su hijo aún puede tomar exámenes AR y completar tareas de AM. Deben saber su nombre de usuario y contraseña.
- www.spellingcity.com
Haga clic en la pestaña azul de inicio de sesión en la esquina superior derecha. Comuníquese con el maestro de su hijo si necesita ayuda para iniciar sesión.

APS 2nd Grade Math and Reading

Week 3



Day 1	<ul style="list-style-type: none"> Monday Math Bellwork Addition Fluency #5 Math Skill-Adding 3-Digit Numbers Read A Birthday Basket for Tia Look over study guide and practice Spelling and Vocabulary words throughout the week. You can also get on www.spellingcity.com. Word Work -tion and -ture*
Day 2	<ul style="list-style-type: none"> Tuesday Math Bellwork Subtraction Fluency #5 Math Skill-Telling Time Read A Birthday Basket for Tia Preposition Prep!
Day 3	<ul style="list-style-type: none"> Wednesday Math Bellwork Addition Fluency #6 Math Skill-Subtracting 3-Digit Numbers Read A Birthday Basket for Tia Amazing Words
Day 4	<ul style="list-style-type: none"> Thursday Math Bellwork Subtraction Fluency #6 Math Skill-Addition and Subtraction Word Problems Read A Birthday Basket for Tia Drawing Conclusions P. 515
Day 5	<ul style="list-style-type: none"> Mixed Fluency #3 Math Skill-Math Quiz Complete 1-2 A.M. assignments Renaissance (See back of cover) Take an AR test on Renaissance over A Birthday Basket for Tia. Weekly Multiple-Choice Quiz You can also take a Spelling and Vocabulary Test on Spelling City.

Directions:

Each week students will read a new story from Unit 6 of our Reading Street textbook that has been used all year. Students will read the story daily and complete skill sheets to go along with the story.

*Due to copying on front and back, just write the answer in the blank/box.

APS 2º Grado Matemáticas y Lectura

Semana 3



Día 1	<ul style="list-style-type: none"> • Lunes Matemáticas Bellwork • Fluidez de sumar # 5 • Habilidad matemática para sumar números de 3 dígitos • Leer “A Birthday Basket for Tia” • Revise la guía de estudio y practique las palabras de ortografía y vocabulario a lo largo de la semana. También puede acceder a www.spellingcity.com. • Word Work -tion y -ture *
Día 2	<ul style="list-style-type: none"> • Martes de Matemáticas • Resta fluidez # 5 • Tiempo para contar habilidades matemáticas • Leer “A Birthday Basket for Tia” • Preposición Prep!
Día 3	<ul style="list-style-type: none"> • Miércoles Matemáticas Bellwork • Fluidez de Sumar # 6 • Números de 3 dígitos que restan habilidades matemáticas • Leer “A Birthday Basket for Tia” • Asombrosas palabras
Día 4	<ul style="list-style-type: none"> • Jueves Math Bellwork • Resta fluidez # 6 • Problemas verbales de suma y resta: destreza matemática • Leer “A Birthday Basket for Tia” • Sacar conclusiones P. 515
Día 5	<ul style="list-style-type: none"> • Fluidez mixta # 3 • Prueba de habilidades matemáticas • Completa 1-2 A.M. tareas Renaissance (Ver el reverso de la portada) • Haz una prueba de AR en Renaissance sobre “A Birthday Basket for Tia”. • Prueba semanal de opción múltiple • También puede tomar una prueba de ortografía y vocabulario en Spelling City.

Direcciones: Cada semana, los estudiantes leerán una nueva historia de la Unidad 6 de nuestro libro de texto de Reading Street que se ha utilizado durante todo el año. Los estudiantes leerán la historia diariamente y completarán hojas de habilidades para acompañar la historia.

* Debido a la copia en el anverso y reverso, solo escriba la respuesta en el espacio en blanco.

A Birthday Basket for Tia

By: Pat Mora

Today is a secret day, I curl my cat into my arms and say, "Ssssh, Chica. Can you keep our secret, silly cat?"

Today is a special day. Today is my great-aunt's ninetieth birthday, Ten , twenty, thirty, forty, fifty, sixty, seventy, eighty, ninety, Ninety years old.

At breakfast Mama asks, "What is today, Cecilia?" I say, "Special day, Birthday day."

Mama is cooking for the surprise party. I smell beans bubbling on the stove. Mama is cutting fruit-pineapple, watermelon, mangoes. I sit in the backyard and watch Chica chase butterflies. I hear bees bzzzz.

I draw pictures in the sand with a stick. I draw a picture of my aunt, my Tia. I say, "Chica, what will we give Tia?"

Chica and I walk around the front yard and the backyard looking for a good present. We walk around the house. We look in Mom's room. We look in my closet and drawers.

I say, "Chica, shall we give her my little pots, my piggy bank, my tin fish, my dancing puppet?"

I say, "Mama can Chica and I use this basket?"

Mama asks, "Why Cecilia?"

"It's a surprise for the surprise party," I answer. Chica jumps into the basket. "No," I say. "Not for you, silly cat. This is a birthday basket for Tia."

I put a book in the basket. When Tia comes to our house, she reads it to me. It's our favorite book. I sit close to her on the sofa. I smell her perfume. Sometimes Chica tries to read with us. She sits on the book. I say, "Silly cat. Books are not for sitting."

I put Tia's favorite mixing bowl on the book in the basket. Tia and I like to make sugary cookies for the family.

Tia says, "Cecilia, help me stir the cookie dough." She says, "Cecilia, help me roll the cookie dough." When we take the warm cookies from the oven, Tia says, "Cecilia, you are a very good cook."

I put a flowerpot in the mixing bowl on the book in the basket. Tia and I like to grow flowers for the kitchen window. Chica likes to put her face in the flowers. "Silly cat," I say.

I put a teacup in the flowerpot that is in the mixing bowl on the book in the basket. When I'm sick, my aunt makes me hot mint tea. She brings it to me in bed. She brings me a cookie too.

I put a red ball in the teacup that is in the flowerpot in the mixing bowl on the book in the basket. On warm days Tia sits outside and throws me the ball.

She says, "Cecilia, when I was a little girl in Mexico, my sisters and I played ball. We all wore long dresses and had long braids."

Chica and I go outside. I pick flowers to decorate Tia's basket. On summer days when I am swinging high up to the sky, Tia collects flowers for my room.

Mama calls, "Cecilia, where are you?"

Chica and I run and hide our surprise.

I say, "Mama, can you find the birthday basket for Tia?"

Mama looks under the table. She looks in the refrigerator. She looks under my bed. She asks, "Chica, where is the birthday basket?"

Chica rubs against my closet door. Mama and I laugh. I show her my surprise.

After my nap, Mama and I fill a pinata with candy. We fill the living room with balloons. I hum, mmmmm, a little work song like the one Tia hums when she sets the table or makes my bed. I help Mama set the table with flowers and tiny cakes.

"Here come the musicians," says Mama. I open the front door. Our family and friends begin to arrive too.

I curl Chica into my arms. Then Mama says "Sshh, here comes Tia."

I rush to open the front door. "Tia! Tia!" I shout. She hugs me and says,

"Cecilia. What is this?"

"SURPRISE!" we all shout. Happy birthday!" The musicians begin to play their guitars and violins.

"Tia! Tia!" I say. "It's a special day, birthday day! It's your ninetieth birthday surprise party!" Tia and I laugh.

I give her the birthday basket. Everyone gets close to see what's inside. Slowly Tia smells the flowers. She looks at me and smiles. Then she takes the red ball out of the teacup and the teacup out of the flowerpot.

She pretends to take a sip of tea and we all laugh.

Carefully, Tia takes the flowerpot out of the bowl and the bowl off of the book. She doesn't say a word. She just stops and looks at me. Then she takes our favorite book out of the basket.

And guess who jumps into the basket?

Chica. Everyone laughs.

Then the music starts and my aunt surprises me. She takes my hand in hers. Without her cane, she starts to dance with me.

Read, Review, Remember!

A Birthday Basket for Tia

Use this study guide to help you prepare for the test.

Question of the Week: Why are family celebrations special?

High Frequency Words

- 1. aunt-** your father or mother's sister, or your uncle's wife
- 2. bank-** a place where people keep their money
- 3. basket-** a container made of strips of wood woven together
- 4. collects-** brings things together or gathers them together
- 5. favorite-** the thing liked better than others
- 6. present-** a gift, something given

Selection Vocabulary

- 1. piñata-** a container filled with treats that is hung at parties for blindfolded people to break with a stick
- 2. ninetieth-** next after the 89th
- 3. tia-** Spanish word for aunt

Amazing Words

- 1. celebration-** when people come together and have a good time
- 2. custom-** something people always do, or have done for a long time
- 3. tradition-** a custom or belief that is handed down from generation to generation
- 4. create-** to make something that hasn't been made before
- 5. inspect-** to look at something very carefully
- 6. angle-** the way you look at something
- 7. brilliant-** to be very bright or sparkling
- 8. snapshot-** a simple picture taken with a camera

Comprehension

Skill: *Draw Conclusions*

Use what you know about real life and what you read to figure out more about the characters and what happens in the story.

Strategy-Questioning

Good readers ask themselves questions during and after reading.

Genre

Realistic Fiction- Realistic fiction tells about made-up events that could happen in real life. This story was written to *entertain*.

Conventions

Prepositions- A preposition is a word that is used with a noun or pronoun to make up a prepositional phrase. A preposition can help tell where someone or something is or when something happens.

Spelling Words

mixture	nation	Words to Read
section	future	piece
picture	action	tomorrow
caution	station	
fixture	motion	
nature	feature	

Phonics





Syllables -tion, -ture, -ion

When a word ends with -tion or -ture it can make up a word's last syllable. The letters -tion stand for /sh ə n/. The letters -ture stand for /ch ə r/.

Name: _____


Week 3 Daily Math Bellwork

Date: _____

Monday	Tuesday	Wednesday	Thursday																								
<p>Write 574 in expanded form.</p> <p>Word form.</p> <p>_____</p> <p>_____</p>	<p>Count forward by fives. 555, _____, _____, _____</p> <p>Count forward by tens. 475, _____, _____, _____</p> <p>Count forward by hundreds. 270, _____, _____, _____</p>	<p>Draw 302 with base ten blocks in the place value chart.</p> <table border="1" data-bbox="816 289 1154 428"> <tr> <th>Hundreds</th> <th>Tens</th> <th>Ones</th> </tr> <tr> <td> </td> <td> </td> <td> </td> </tr> </table>	Hundreds	Tens	Ones				<p>How many tens are there in 910?</p> <p>309 is the same as _____ ones _____ tens _____ hundreds</p>																		
Hundreds	Tens	Ones																									
<p>Each day Emma makes paper origami for her friends. On the first day she made 9, the second day she made 12, and the third day she made 7. How many did she make altogether?</p>	<p>A pizza delivery man delivered 25 pizzas at lunch time and 38 pizzas at dinner time. How many pizzas did he deliver altogether?</p>	<p>On Monday, a shoe store sold 25 pairs of shoes. On Tuesday they sold 17 pairs of shoes. On Wednesday 8 pairs of shoes were returned to the store. How many pairs of shoes did the shoe store sell without being returned?</p>	<p>Emma put 38 toys into a basket. Her sister took 15 of those toys out of the basket. How many toys are still in the basket?</p>																								
<p>Write the time using AM or PM.</p>  <p>_____ : _____ AM PM</p> <p>Eating Dinner.</p>	<p>Compare the numbers using > < =</p> <p>423 ○ 243</p>	<p>Show 3:55 on the clock below.</p> 	<p>Compare the numbers using > < =</p> <p>245 ○ 238</p>																								
<p>Brian is measuring string he is going to use to go fishing. So far his string is 3 feet. He adds on 5 more feet. How long is his fishing string now?</p>	<p>The height of a box of cereal is about _____ inches. (circle)</p> <p>3in 7in 15in 27in</p> 	<p>Karen's paper is 12 inches long. She cuts off 4 inches. How long is her paper now?</p>	<p>What is the difference in length of the two rectangles?</p> <p>_____ Inches</p> 																								
<p>Solve. 18 + 54 + 38 + 56</p>	<p>Solve. 87 + 12 + 31 + 44</p>	<p>Solve. 43 + 27 + 88 + 16</p>	<p>Solve. 29 + 43 + 53 + 62</p>																								
<p>Show one way you can make 87 cents using quarters, dimes, nickels, and pennies.</p>	<p>If you have 3 dollar bills, 1 quarter, 2 dimes, 3 nickels, and 4 pennies, how much money do you have?</p>	<p>Mark went shopping and spent 4 dollar bills, 4 dimes, and 6 pennies. How much did he spend?</p>	<p>Jake paid for a pencil with 3 dimes, 1 nickel, and 4 pennies. How much was the pencil?</p>																								
<p>What is 10 more than 157?</p>	<p>What is 10 less than 283?</p>	<p>What is 100 more than 548?</p>	<p>What is 100 less than 721?</p>																								
<p>Find the sum of 235 + 312.</p> <table border="1" data-bbox="87 1856 423 2018"> <tr> <th>#</th> <th>Hundreds</th> <th>Tens</th> <th>Ones</th> </tr> <tr> <td>235</td> <td></td> <td></td> <td></td> </tr> <tr> <td>312</td> <td></td> <td></td> <td></td> </tr> </table>	#	Hundreds	Tens	Ones	235				312				<p>Find the difference of 344-123.</p> <table border="1" data-bbox="451 1856 787 2018"> <tr> <th>#</th> <th>Hundreds</th> <th>Tens</th> <th>Ones</th> </tr> <tr> <td>344</td> <td></td> <td></td> <td></td> </tr> <tr> <td>123</td> <td></td> <td></td> <td></td> </tr> </table>	#	Hundreds	Tens	Ones	344				123				<p>Find the sum of 157 + 238.</p>	<p>Find the difference of 354 - 236.</p>
#	Hundreds	Tens	Ones																								
235																											
312																											
#	Hundreds	Tens	Ones																								
344																											
123																											

Monday

Name: _____



ADDITION FLUENCY #5

$4+14=$ _____

$12+4=$ _____

$0+13=$ _____

$3+16=$ _____

$13+5=$ _____

$7+13=$ _____

$12+8=$ _____

$8+6=$ _____

$4+5=$ _____

$1+3=$ _____

$9+5=$ _____

$6+12=$ _____

$1+16=$ _____

$2+9=$ _____

$9+2=$ _____

$2+17=$ _____

$5+12=$ _____

$12+6=$ _____

$7+8=$ _____

$16+3=$ _____

Adding 3-digit numbers in columns (with regrouping)

Grade 2 Addition Worksheet

Find the sum.

$$\begin{array}{r} 1) \quad 872 \\ + \quad 468 \\ \hline \\ \hline \end{array}$$

$$\begin{array}{r} 2) \quad 729 \\ + \quad 999 \\ \hline \\ \hline \end{array}$$

$$\begin{array}{r} 3) \quad 411 \\ + \quad 799 \\ \hline \\ \hline \end{array}$$

$$\begin{array}{r} 4) \quad 19 \\ + \quad 198 \\ \hline \\ \hline \end{array}$$

$$\begin{array}{r} 5) \quad 423 \\ + \quad 799 \\ \hline \\ \hline \end{array}$$

$$\begin{array}{r} 6) \quad 763 \\ + \quad 668 \\ \hline \\ \hline \end{array}$$

$$\begin{array}{r} 7) \quad 268 \\ + \quad 944 \\ \hline \\ \hline \end{array}$$

$$\begin{array}{r} 8) \quad 853 \\ + \quad 297 \\ \hline \\ \hline \end{array}$$

$$\begin{array}{r} 9) \quad 617 \\ + \quad 696 \\ \hline \\ \hline \end{array}$$

$$\begin{array}{r} 10) \quad 249 \\ + \quad 966 \\ \hline \\ \hline \end{array}$$

$$\begin{array}{r} 11) \quad 451 \\ + \quad 679 \\ \hline \\ \hline \end{array}$$

$$\begin{array}{r} 12) \quad 945 \\ + \quad 78 \\ \hline \\ \hline \end{array}$$

$$\begin{array}{r} 13) \quad 965 \\ + \quad 455 \\ \hline \\ \hline \end{array}$$

$$\begin{array}{r} 14) \quad 512 \\ + \quad 799 \\ \hline \\ \hline \end{array}$$

$$\begin{array}{r} 15) \quad 518 \\ + \quad 697 \\ \hline \\ \hline \end{array}$$

$$\begin{array}{r} 16) \quad 268 \\ + \quad 955 \\ \hline \\ \hline \end{array}$$

$$\begin{array}{r} 17) \quad 46 \\ + \quad 576 \\ \hline \\ \hline \end{array}$$

$$\begin{array}{r} 18) \quad 127 \\ + \quad 997 \\ \hline \\ \hline \end{array}$$

$$\begin{array}{r} 19) \quad 391 \\ + \quad 939 \\ \hline \\ \hline \end{array}$$

$$\begin{array}{r} 20) \quad 93 \\ + \quad 217 \\ \hline \\ \hline \end{array}$$

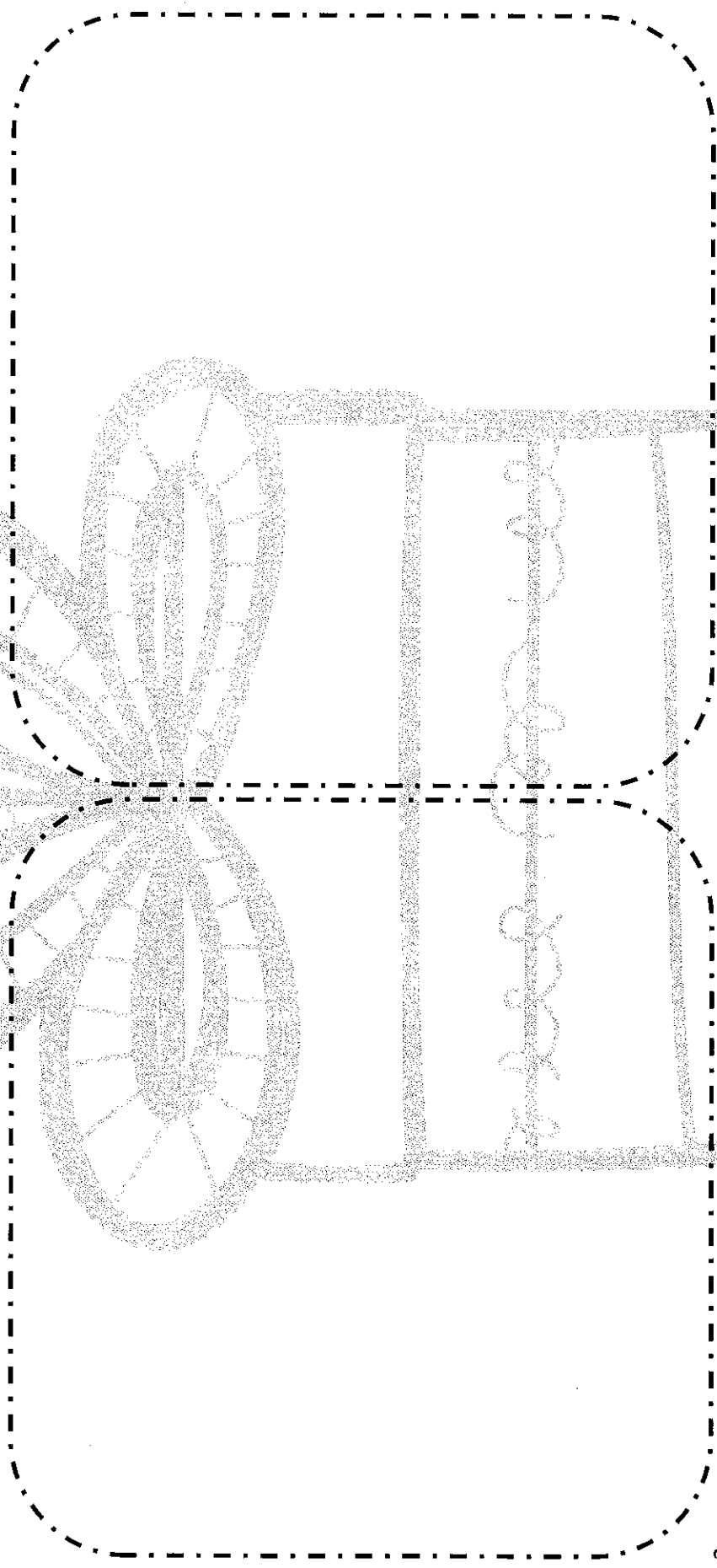
I can blend, read and build contractions.

Word work -tion and -ture

Highlight each -tion word with yellow crayon, each -ture word with a pink crayon. Next, cut the words out and glue them below the correct heading.

-tion words

-ture words




L.2.3

moisture	creature	tuition	sculpture
fracture	station	caution	section
potion	nature	pictures	adventure

Tuesday

Name: _____

SUBTRACTION FLUENCY #5



$14-5=_____$

$15-8=_____$

$20-5=_____$

$6-2=_____$

$13-8=_____$

$14-9=_____$

$6-5=_____$

$12-2=_____$

$19-4=_____$

$8-7=_____$

$2-0=_____$

$4-4=_____$

$18-3=_____$

$17-4=_____$

$6-2=_____$

$20-0=_____$

$17-1=_____$

$19-1=_____$

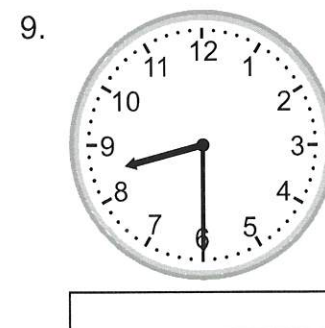
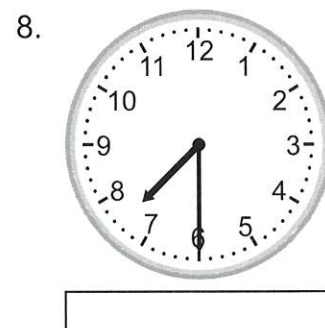
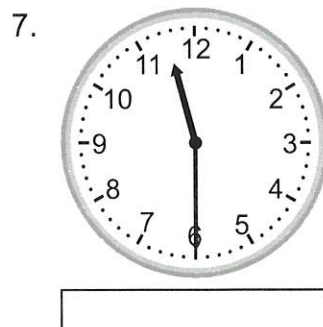
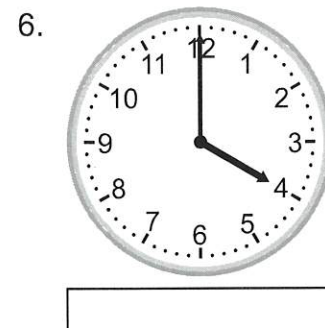
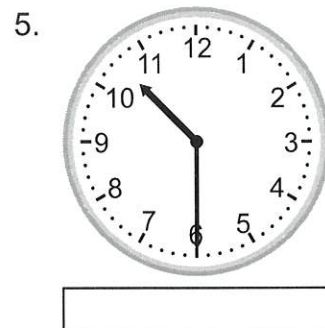
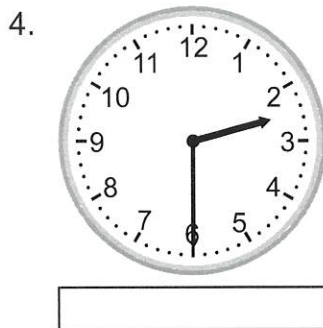
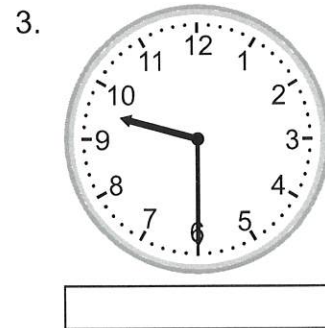
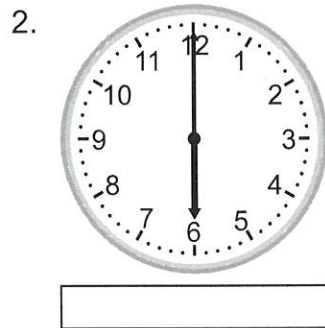
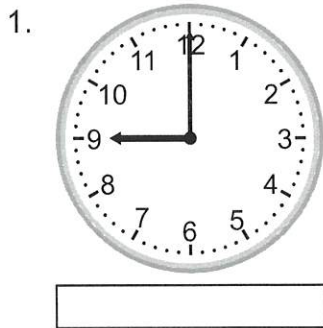
$19-15=_____$

$7-4=_____$

Telling time - half hours

Grade 2 Time Worksheet

Write the time below each clock.



PREPOSITION PREP!

Underline or highlight the preposition in each sentence below.

1. Betty walked up the stairs.
2. Mrs. Emmons will walk around the classroom.
3. Fido hid his bone under the bed.
4. Mom asked us to put our things behind the door.
5. It is too cold to leave the house without a coat.
6. My teacher grades papers during her lunch.
7. My birthday party will be at 6:00 p.m.
8. The Wildcats will practice before the game.
9. Sara likes to swim in the summer.
10. Did your mom park between those two cars?
11. Jimmy ran toward the finish line.
12. Jack and Jill ran up the hill.


A Birthday B
Sandy



Wednesday

Name: _____

ADDITION FLUENCY #6



$11+1=$ _____

$13+2=$ _____

$12+0=$ _____

$4+2=$ _____

$1+5=$ _____

$3+17=$ _____

$4+11=$ _____

$0+16=$ _____

$6+1=$ _____

$3+14=$ _____

$10+3=$ _____

$5+2=$ _____

$8+1=$ _____

$9+11=$ _____

$8+10=$ _____

$0+4=$ _____

$1+18=$ _____

$17+1=$ _____

$18+2=$ _____

$3+11=$ _____

Subtracting 3-digit numbers, with regrouping

Grade 2 Subtraction Worksheet

Find the difference.

$$\begin{array}{r} 1. \quad 110 \\ - \quad 47 \\ \hline \\ \hline \end{array}$$

$$\begin{array}{r} 2. \quad 334 \\ - \quad 85 \\ \hline \\ \hline \end{array}$$

$$\begin{array}{r} 3. \quad 248 \\ - \quad 169 \\ \hline \\ \hline \end{array}$$

$$\begin{array}{r} 4. \quad 215 \\ - \quad 147 \\ \hline \\ \hline \end{array}$$

$$\begin{array}{r} 5. \quad 248 \\ - \quad 89 \\ \hline \\ \hline \end{array}$$

$$\begin{array}{r} 6. \quad 944 \\ - \quad 586 \\ \hline \\ \hline \end{array}$$

$$\begin{array}{r} 7. \quad 704 \\ - \quad 418 \\ \hline \\ \hline \end{array}$$

$$\begin{array}{r} 8. \quad 676 \\ - \quad 599 \\ \hline \\ \hline \end{array}$$

$$\begin{array}{r} 9. \quad 432 \\ - \quad 376 \\ \hline \\ \hline \end{array}$$

$$\begin{array}{r} 10. \quad 988 \\ - \quad 599 \\ \hline \\ \hline \end{array}$$

$$\begin{array}{r} 11. \quad 521 \\ - \quad 132 \\ \hline \\ \hline \end{array}$$

$$\begin{array}{r} 12. \quad 268 \\ - \quad 189 \\ \hline \\ \hline \end{array}$$

A Birthday Basket for Tia Amazing Words!

Match a word from the box to its correct definition.

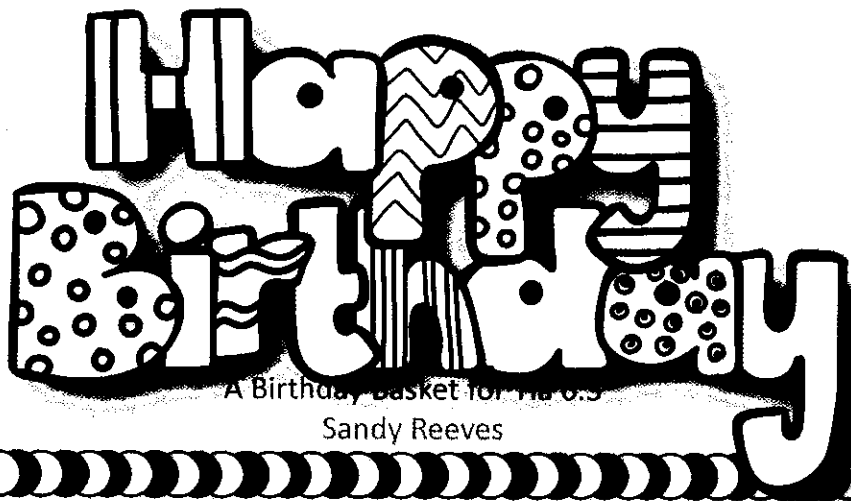
celebration
inspect

custom
angle

tradition
brilliant

create
snapshot


1. _____ - to be very bright or sparkling
2. _____ - when people come together and have a good time
3. _____ - to look at something very carefully
4. _____ - a simple picture taken with a camera
5. _____ - something people always do, or have done for a long time
6. _____ - to make something that hasn't been made before
7. _____ - a custom or belief that is handed down from generation to generation
8. _____ - the way you look at something



Thursday

Name: _____

SUBTRACTION FLUENCY #6



$19-7=$ _____

$20-4=$ _____

$17-0=$ _____

$3-1=$ _____

$17-2=$ _____

$13-4=$ _____

$14-13=$ _____

$18-10=$ _____

$1-0=$ _____

$19-3=$ _____

$20-14=$ _____

$18-16=$ _____

$4-2=$ _____

$9-5=$ _____

$19-10=$ _____

$17-11=$ _____

$12-0=$ _____

$9-0=$ _____

$17-8=$ _____

$12-6=$ _____

Addition and subtraction word problems

Grade 2 Word Problems Worksheet

Read and answer each question:


1. Misha has 434 dollars. How many more dollars does she have to earn to have 547 dollars?
2. There were 28 girls, 35 boys and 3 teachers on the playground at recess. How many children were there in all?
3. There were 151 geese in the farmer's field. 28 of the geese flew away. How many geese were left?
4. The elephant had 407 peanuts. She ate 129 of them. How many peanuts did the elephant have left?
5. There were 44 boys and 53 girls on the playground at recess. Three girls were called into the school before the bell rang. How many children were on the playground when the bell rang?
6. There were 58 geese, 16 frogs, 7 snakes and 37 ducks in the marsh. How many birds were in the marsh?
7. Paul had 42 strawberries in his basket. He picked 78 more strawberries. How many strawberries did he have then?

Thursday

Name _____

Read the story. Ask yourself what is happening.
Answer each question.

Miss Booker stood by her door. She heard whispers inside. As she entered, the children yelled. For a minute Miss Booker didn't know what was going on. Then she looked around. The children were smiling and had on silly hats. They had even made a sign for this happy day.



1. Who is Miss Booker? _____

2. Where is she? _____


3. Why didn't she know what was going on?

4. What do you think was on the sign the children made? Why?



Friday

Name: _____



ADDITION & SUBTRACTION FLUENCY #3

$13+6=_____$

$19-8=_____$

$8+7=_____$

$10-6=_____$

$1+6=_____$

$15-6=_____$

$10+7=_____$

$20-7=_____$

$12+5=_____$

$13-11=_____$

$8+11=_____$

$15-4=_____$

$6+9=_____$

$16-2=_____$

$2+12=_____$

$12-10=_____$

$7+6=_____$

$20-3=_____$

$13+3=_____$

$8-5=_____$

Name: _____


Week 3 Daily Math Bellwork Quiz

Date: **Friday**

1. **2.NBT.A.1**
Fill in the blank.
440 is the same as
_____ tens.


2. **2.OA.A.1**
Solve.
 $78 + 64$ $92 - 65$

3. **2.MD.C.7**
Write the time using AM or PM.
Math Class



: _____ AM or PM

4. **2.MD.A.4**
What is the difference in length of the two lines?
_____ centimeters



5. **2.NBT.B.6**
Solve.
 $66 + 45 + 82 + 19$

6. **2.MD.C.8**
Evelyn bought a folder with 3 quarters, 2 dimes, and 4 pennies.
How much was the folder?

7. **2.NBT.B.8**
What is... **342**

Ten more? _____

Ten less? _____

One hundred more? _____

One hundred less? _____

8. **2.NBT.B.7**
Find the sum.
 $244 + 132$

A Birthday Basket for Tia

Friday

Name_____

I can find missing words in a sentence.

Directions: Fill in the circle next to the correct answer.

- I bought Mom a _____ for her birthday.
 favorite tia present aunt
- Rosa is looking forward to visiting her _____ this summer.
 aunt collects piñata ninetieth
- She will wear a blindfold and use a stick to break the _____.
 favorite piñata collects bank
- Is there any fruit left in the brown _____?
 ninetieth aunt favorite basket
- My teacher _____ the papers once the test is complete.
 tia collects bank present
- Today is my grandmother's _____ birthday.
 ninetieth aunt basket piñata
- Joe slid into a _____ of snow when he was sledding down the hill.
 bank favorite collects tia
- My _____ is coming to my graduation celebration.
 basket collects tia present
- Today is a special day, so I will wear my _____ shirt to school.
 bank aunt piñata favorite

Friday

10. Mark the one that is written correctly.
 Tuesday May 9 Tuesday, May 9
 Tuesday, may 9 tuesday, may 9
11. Mark the one that is written correctly.
 July, 24 2015 July 24 2015
 July 24, 2015 July 24 2015,
12. Mark the one that is written correctly.
 Bay, KY 41010 Bay KY, 41010
 Bay, ky 41010 bay, KY 41010
13. Mark the word that means the thing liked better than others.
 great favorite bank collects
14. Mark the word that means a container made of woven strips of wood.
 box bank basket present
15. Mark the word that means brings things together or gathers them.
 buys makes basket collects
16. Find the word that has the same number of syllables as favorite.
 piñata flavor paper flower
17. Mark the definition for the underlined multiple meaning word in the sentence.
John and his father sat on the bank hoping to catch some fish.
 counting on a place where money is kept sloping land beside
a river
18. Mark the definition for the underlined word in the sentence.
We are working on reading at the present time.
 a gift, something given happening now
19. Mark the definition for the underlined word in the sentence.
Recess will begin when we hear the bell ring.
 make a musical sound round band worn on your finger

Write -tion or -ture to finish the word.

20. mois _____
pas _____

21. vaca _____

22.

Additional Resources

Writing - Invitation Letter

Think about family parties and how to plan a family party. Write an invitation letter to invite a relative to an event.

Show What You Know with Tic-Tac-Toe!

A Birthday Basket for Tia---Spelling Homework

Complete any three activities to form a tic-tac-toe. Mark these with an X or an O. Attach your work and return it on _____.

Waterfall Words

ex. f
 fi
 fin
 find

Fantastic Fonts

Type your words on the computer using a different font for each one. Print it out and attach.

cat cat CAT

Lavish Letters

Write your words using **bubble** letters. Next, write them using **cold** letters.

Art Smart

Draw a picture and hide your words in it.

Hip Highlights

Write each word then go back and highlight each vowel with a highlighter or yellow crayon.

Write Right

Write your words 3 times each in your best handwriting.

Awesome Alphabet

Write your words with red vowels and blue consonants.

Pretty Patterns

Write your words using an **AB** pattern.

Radical Rainbows

Rainbow
write your words 2 times each.

Spelling Words

mixture nation
section future
picture action
caution station
fixture motion
nature feature

Spelling Words List 2

furniture tuition
adventure caution
fracture question
creature action
mixture ration
culture edition

Using Commas

Use a crayon or colored pencil to add commas where they are needed.

Remember commas are used:

in addresses.

St. Louis, MO 63119

in dates.

July 4, 2011

Sunday, May 9th

at the beginning of a letter.

Dear Sally,

at the end of a letter.

Love,

Tom

to separate 3 or more things.

shirt, hat, and gloves

422 River Rd
Gatlinburg TN 37738

March 6 2015

Dear Lynsay

I am looking forward to seeing you soon. I will pick you up at the airport on Friday March 20th. Because I missed your birthday on March 2 2015, I will bring along your gift.

I have lots of fun things planned for us to do. We will swim fish and play games. Bring along your swim suit a fishing pole and a jacket. It does get cool in the evenings here.

I am so glad you will be staying an entire week. I will drop you off at the airport Wednesday March 25th and help you carry your luggage purse and souvenirs. See you soon.

Your friend
Pam