

# Artesia Public Schools

## First Grade Packet




Week 2

April 13<sup>th</sup> - April 17<sup>th</sup>



# \*\*1<sup>st</sup> GRADE READING (ELA)\*\*

For the Week of April 13<sup>th</sup> – 17<sup>th</sup>




Day 1	<ul style="list-style-type: none"><li>• Practice "Fry" Sight Words – Flash Cards – Next 50 Words (75 Total)</li><li>• Complete Day 1 – "Drops in a Bucket"</li><li>• Practice Reading &amp; Handwriting on Narrative Worksheet.</li><li>• Complete CVC Worksheets (2 included) – short vowel /a/</li><li>• Practice Reading Fluency Passage (You will practice each day this week.)</li><li>• Read a book to someone.</li></ul>
Day 2	<ul style="list-style-type: none"><li>• Practice "Fry" Sight Words – Flash Cards – First 75 Words</li><li>• Complete Day 2 – "Drops in a Bucket"</li><li>• Fill in the blank and practice Reading &amp; Handwriting on Narrative Wk.</li><li>• Complete CVC Worksheet – short vowel /e/</li><li>• Reread your Fluency Passage</li><li>• Read a Book to someone</li></ul>
Day 3	<ul style="list-style-type: none"><li>• Practice "Fry" Sight Words – Flash Cards – First 75 Words</li><li>• Complete Day 3 – "Drops In a Bucket"</li><li>• Complete the paragraph; practice Reading &amp; Handwriting on Narrative Wk.</li><li>• Complete CVC Worksheet – short vowel /i/</li><li>• Reread your Fluency Passage</li><li>• Write a story and draw a picture about what you will do for Easter.</li><li>• Complete dot-to-dot.</li></ul>
Day 4	<ul style="list-style-type: none"><li>• Practice "Fry" Sight Words – Flash Cards – First 75 Words</li><li>• Complete Day 4 – "Drops in a Bucket"</li><li>• Rewrite the story (Narrative) - about the dog – that you have practiced all week.</li><li>• Complete CVC Worksheet – short vowel /o/</li><li>• Reread your passage.</li><li>• Finish your story and your picture from yesterday. Make sure you used capitals and periods!</li><li>• Complete alphabet dot-to-dot.</li></ul>
Day 5	<ul style="list-style-type: none"><li>• Practice "Fry" Sight Words – Flash Cards – First 75 Words</li><li>• Complete Day 5 – "Drops in a Bucket"</li><li>• Complete CVC worksheet – short vowel /u/</li><li>• Reread your passage</li><li>• Read the story that you wrote to someone.</li></ul>



# LECTURA DE PRIMER GRADO (ELA)

Para la semana del 13 al 17 de abril



Día 1	<ul style="list-style-type: none"><li>• Practicar "Fry" Sight Words – Tarjetas Flash – Próximas 50 Palabras (75 Total)</li><li>• Día 1 – "Gotas en un cubo"</li><li>• Practique la lectura y escritura a mano en la hoja de trabajo narrativa.</li><li>• Hojas de trabajo CVC completas (2 incluidas) – vocal corta /a/</li><li>• Practique El pasaje de la fluidez de lectura (Usted practicará cada día esta semana.)</li><li>• Lee un libro a alguien.</li></ul>
Día 2	<ul style="list-style-type: none"><li>• Practicar "Fry" Sight Words – Tarjetas Flash – Primeras 75 Palabras</li><li>• Día 2 – "Gotas en un cubo"</li><li>• Rellene el espacio en blanco y practique Lectura &amp; Escritura a mano en Narrative Wk.</li><li>• Hoja de trabajo CVC completa – vocal corta /e/</li><li>• Releer su pasaje de fluidez</li><li>• Leer un libro a alguien</li></ul>
Día 3	<ul style="list-style-type: none"><li>• Practicar "Fry" Sight Words – Tarjetas Flash – Primeras 75 Palabras</li><li>• Día 3 – "Gotas en un cubo"</li><li>• Complete el párrafo; practicar Lectura &amp; Escritura a mano en Narrativa Wk.</li><li>• Hoja de trabajo CVC completa – vocal corta /i/</li><li>• Releer su pasaje de fluidez</li><li>• Escribe una historia y dibuja una picture sobre lo que harás para la Pascua.</li><li>• Completa punto a punto.</li></ul>
Día 4	<ul style="list-style-type: none"><li>• Practicar "Fry" Sight Words – Tarjetas Flash – Primeras 75 Palabras</li><li>• Día 4 – "Gotas en un cubo"</li><li>• Reescribe la historia (Narrativa) - sobre el perro – que has practicado toda la semana.</li><li>• Hoja de trabajo CVC completa – vocal corta /o/</li><li>• Vuelve a leer tu pasaje.</li><li>• Termina tu historia y tu foto de ayer. ¡Asegúrese de que ha utilizado capitales y períodos!</li><li>• Completa el alfabeto punto a punto.</li></ul>
Día 5	<ul style="list-style-type: none"><li>• Practicar "Fry" Sight Words – Tarjetas Flash – Primeras 75 Palabras</li><li>• Día 5 – "Gotas en un cubo"</li><li>• Hoja de trabajo CVC completa – vocal corta /u/</li><li>• Releer su pasaje</li><li>• Lee la historia que le escribiste a alguien.</li></ul>



**\*\*1<sup>st</sup> GRADE MATH\*\***  
For the Week of April 13<sup>th</sup> – 17<sup>th</sup>



DAY 1	<ul style="list-style-type: none"> <li>• Math Warm-Up: Complete 100 Chart – Count to 100</li> <li>• Complete Day 1 – “Drops in a Bucket”</li> <li>• Complete Double-Digit Addition Worksheet without Regrouping</li> <li>• Complete Dot-to-Dot</li> </ul>
Day 2	<ul style="list-style-type: none"> <li>• Math Warm-Up: Complete 10 Frame Worksheet – Count by 2s</li> <li>• Complete Day 2 – “Drops in a Bucket”</li> <li>• Complete Double-Digit Addition Worksheet without Regrouping</li> <li>• Complete Place Value Worksheet</li> <li>• Complete Dot-to-Dot</li> </ul>
Day 3	<ul style="list-style-type: none"> <li>• Math Warm-Up: Complete 10 Frame Worksheet – Count by 5s</li> <li>• Complete Day 3 – “Drops in a Bucket”</li> <li>• Complete Double-Digit Subtraction Worksheet without Regrouping</li> <li>• Complete Maze &amp; Dot-to-Dot</li> </ul>
Day 4	<ul style="list-style-type: none"> <li>• Math Warm-Up: Single Digit Subtraction and Counting Worksheet – Count by 10s</li> <li>• Complete Day 4 – “Drops in a Bucket”</li> <li>• Complete Place Value Worksheet</li> <li>• Complete Dot-to-Dot</li> </ul>
Day 5	<ul style="list-style-type: none"> <li>• Math Warm-Up: Complete 10 Frame Worksheet – Counting Backwards from 20</li> <li>• Complete Day 5 – “Drops in a Bucket”</li> <li>• Complete Double-Digit Subtraction Worksheet without Regrouping</li> <li>• Complete Maze &amp; Dot-to-Dot</li> </ul>


Daily Online Opportunities (EXTRA if you have Internet Access & need extra.)	
Day 1	Istation Reading: 15-20 minutes (Reading with ISIP) Reading a book online with Epic (getepic.com): 20 minutes
Day 2	Istation Math: 15-20 minutes (Math with ISIP) Reading a book online with Epic (getepic.com): 20 minutes
Day 3	IXL (ELA, Math, Science, or Social Studies): 20 minutes Reading a book online with Epic (getepic.com): 20 minutes
Day 4	Istation Reading: 15-20 minutes (Reading with ISIP) Reading a book online with Epic (getepic.com): 20 minutes
Day 5	Istation Math: 15-20 minutes (Math with ISIP) Reading a book online with Epic (getepic.com): 20 minutes

**\*\*NOTE – The “Maximum Learning Time” for 1<sup>st</sup> graders is 30 minutes/day.\*\***  
**\*\*\*Please DO NOT feel pressured to complete everything in this packet.\*\*\***



# \*\*MATEMÁTICAS DE PRIMER GRADO\*\*

For the Week of April 13<sup>th</sup> – 17<sup>th</sup>



Día 1	<ul style="list-style-type: none"> <li>• Calentamiento de matemáticas: Gráfico completo de 100 – Cuenta hasta 100</li> <li>• Día 1 – "Gotas en un cubo"</li> <li>• Hoja de trabajo de adición completa de doble dígito sin reagruparse</li> <li>• Completa Punto a Punto</li> </ul>
Día 2	<ul style="list-style-type: none"> <li>• Calentamiento de matemáticas: Hoja de trabajo completa de 10 marcos – Cuenta por 2s</li> <li>• Día 2 – "Gotas en un cubo"</li> <li>• Hoja de trabajo de adición completa de doble dígito sin reagruparse</li> <li>• Hoja de trabajo completa sobre el valor del lugar</li> <li>• Completa Punto a Punto</li> </ul>
Día 3	<ul style="list-style-type: none"> <li>• Calentamiento de matemáticas: Hoja de trabajo completa de 10 marcos – Cuenta por 5s</li> <li>• Día 3 – "Gotas en un cubo"</li> <li>• Complete Hoja de trabajo de resta de doble dígito sin reagrupación</li> <li>• Completa Laberinto y Punto a Punto</li> </ul>
Día 4	<ul style="list-style-type: none"> <li>• Calentamiento de matemáticas: hoja de trabajo de resta y recuento de un solo dígito – Cuenta por 10s</li> <li>• Día 4 – "Gotas en un cubo"</li> <li>• Hoja de trabajo de valor de lugar de complete</li> <li>• Completa Punto a Punto</li> </ul>
Día 5	<ul style="list-style-type: none"> <li>• Calentamiento de matemáticas: Hoja de trabajo completa de 10 marcos – Contando hacia atrás desde 20</li> <li>• Día 5 – "Gotas en un cubo"</li> <li>• Complete Hoja de trabajo de resta de doble dígito sin reagrupación</li> <li>• Completa Laberinto y Punto a Punto</li> </ul>

<b>Oportunidades diarias en línea</b> <b>(EXTRA si tiene acceso a Internet y necesita más.)</b>	
Día 1	Lectura Istation: 15-20 minutos (Lectura con ISIP) Lectura de un libro en línea con Epic (getepic.com): 20 minutos
Día 2	Istation Math: 15-20 minutos (Matemáticas con ISIP) Lectura de un libro en línea con Epic (getepic.com): 20 minutos
Día 3	IXL (ELA, matemáticas, ciencias o estudios sociales): 20 minutos Lectura de un libro en línea con Epic (getepic.com): 20 minutos
Día 4	Lectura Istation: 15-20 minutos (Lectura con ISIP) Lectura de un libro en línea con Epic (getepic.com): 20 minutos
Día 5	Istation Math: 15-20 minutos (Matemáticas con ISIP) Lectura de un libro en línea con Epic (getepic.com): 20 minutos

Fry's 25 - 50

or

one

had

by

words

but

not

what

Fry's 25 - 50

all

were

we

when

your

can

said

there

Fry's 25 - 50

use

an

each

which

she

do

how

their



Fry's 25 - 50

if

if	

Fry's 51 - 75

will

up

other

about

out

many

then

them

Fry's 51 - 75

these

so

some

her

would

make

like

him

Fry's 51 - 75

into

time

has

look

two

more

write

go

Fry's 51 - 75

see	

Name \_\_\_\_\_

1. Initial Consonants



\_at



\_at



c\_p



c\_p



bu\_




bu\_

4. Multi-meaning Words



\_\_\_\_\_



\_\_\_\_\_


and

5. Number Words

0

\_\_\_\_\_

6. Reading Comprehension




This fits in the box.

He is getting wet.

This is a red fox.


7. Rhyming



I am a \_\_\_\_\_ in the fog.

8. Word Endings

get




Pam is \_\_\_\_\_ in.

9. Opposites




I am not good. I am \_\_\_\_\_.

10. Word Families



stop

\_\_\_\_\_



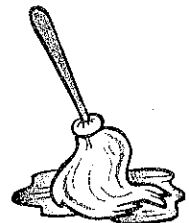
\_\_\_\_\_



\_\_\_\_\_




\_\_\_\_\_



\_\_\_\_\_

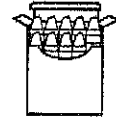
Name: \_\_\_\_\_



Idea Bank



dog



black



dig

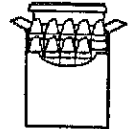


mud

I see the dog.




The dog is black.



The dog can dig.



Look! It is in mud.

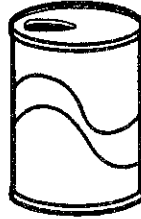


# Finding the Right Word

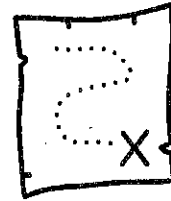
Say the word for each picture. Then circle the word that matches the picture.




fat  
bat  
sat



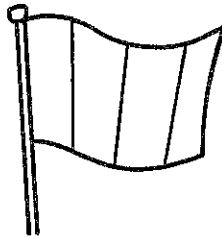
can  
ban  
ran



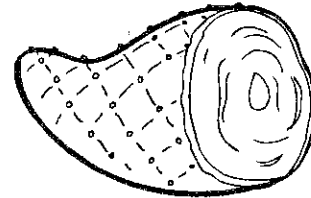
lap  
tap  
map



ran  
van  
man



flag  
drag  
brag




jam  
ram  
ham

EXTRA!

Ask students to color in the picture on this page that begins with the "b" sound.



Name: \_\_\_\_\_



# Black Cat, Tan Cat

By Lill Pluta




Circle the short a words.

cat	tan	share	mat
same	bad	sad	pat
glad	made	have	late
play	rat	hat	say

Color one cat black.

Color the other cat tan.

Draw a mat under the black cat.



Name: \_\_\_\_\_

*Monday*  
Read this every day!!

Color all of the short a words in the poem with a crayon.

# Black Cat, Tan Cat



By Lill Pluta

Look at Black Cat.  
He's on his mat.  
He's happy, fat, and glad.

Tan Cat walks by,  
his tail held high.  
And now Black Cat is mad.

He thinks Tan Cat  
wants on his mat.  
Black Cat will never share.

It is so sad.  
Tan Cat feels bad.  
They could have been a pair.



Monday

Name: \_\_\_\_\_

			5					10
11								20
		23						30
					36			40
11								50
			54					60
						67		70
	72							80
81				85				90
		93					99	100

100B

Monday

# DROPS IN THE BUCKET


## MATH LEVEL R

### NUMBER 39

© 2000 MARY JO HAND

FOLLOW DIRECTIONS - COUNT

- 6
- × 4
- ✓ 3



SEQUENCES



8

9

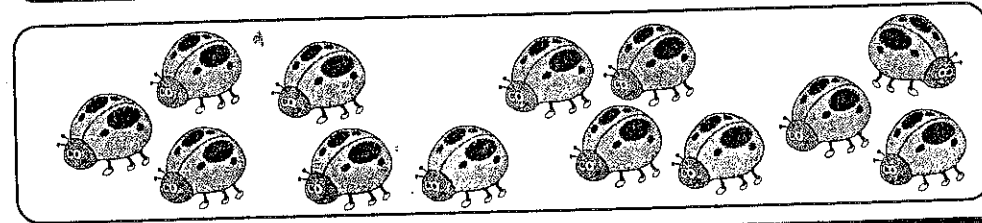
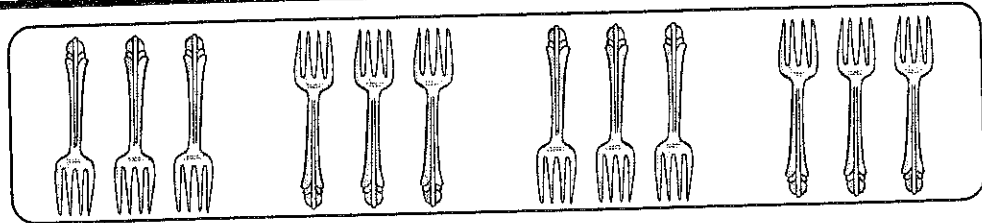
10

11

12


\_\_\_\_\_

COUNT & MATCH SETS TO NUMERALS

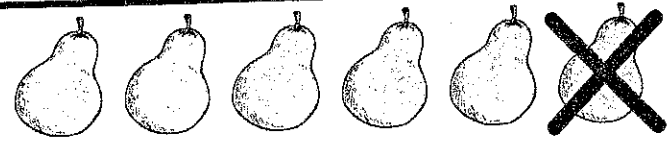


- 15
- 14
- 13
- 12
- 11
- 10

ADD & SUBTRACT

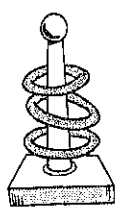
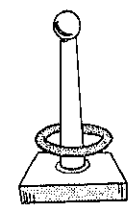
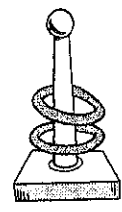
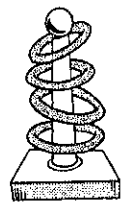
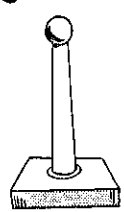


$$2 + \underline{\quad} = \underline{\quad}$$



$$6 - \underline{\quad} = \underline{\quad}$$

LOGICAL ORDER: CUT AND PASTE THE PICTURES IN A LOGICAL ORDER. SOMETIMES MORE THAN ONE LOGICAL ORDER IS POSSIBLE AND CORRECT!



Name \_\_\_\_\_

Directions: Start on the side with the arrow. The arrow is on the right side. Add the numbers below the arrow in the ones column, and write the answer. Then add the numbers in the tens column, and write the answer.

	Tens	Ones
	↓	
	8	2
+	1	1
<hr/>		

	Tens	Ones
	↓	
	5	4
+	2	5
<hr/>		

	Tens	Ones
	↓	
	2	3
+	7	5
<hr/>		

	Tens	Ones
	↓	
	3	6
+	4	0
<hr/>		

	Tens	Ones
	↓	
	2	5
+	4	2
<hr/>		

	Tens	Ones
	↓	
	6	5
+	2	1
<hr/>		

	Tens	Ones
	↓	
	4	8
+	2	0
<hr/>		

	Tens	Ones
	↓	
	2	4
+	3	4
<hr/>		

	Tens	Ones
	↓	
	2	2
+	6	3
<hr/>		

	Tens	Ones
	↓	
	3	6
+	4	1
<hr/>		

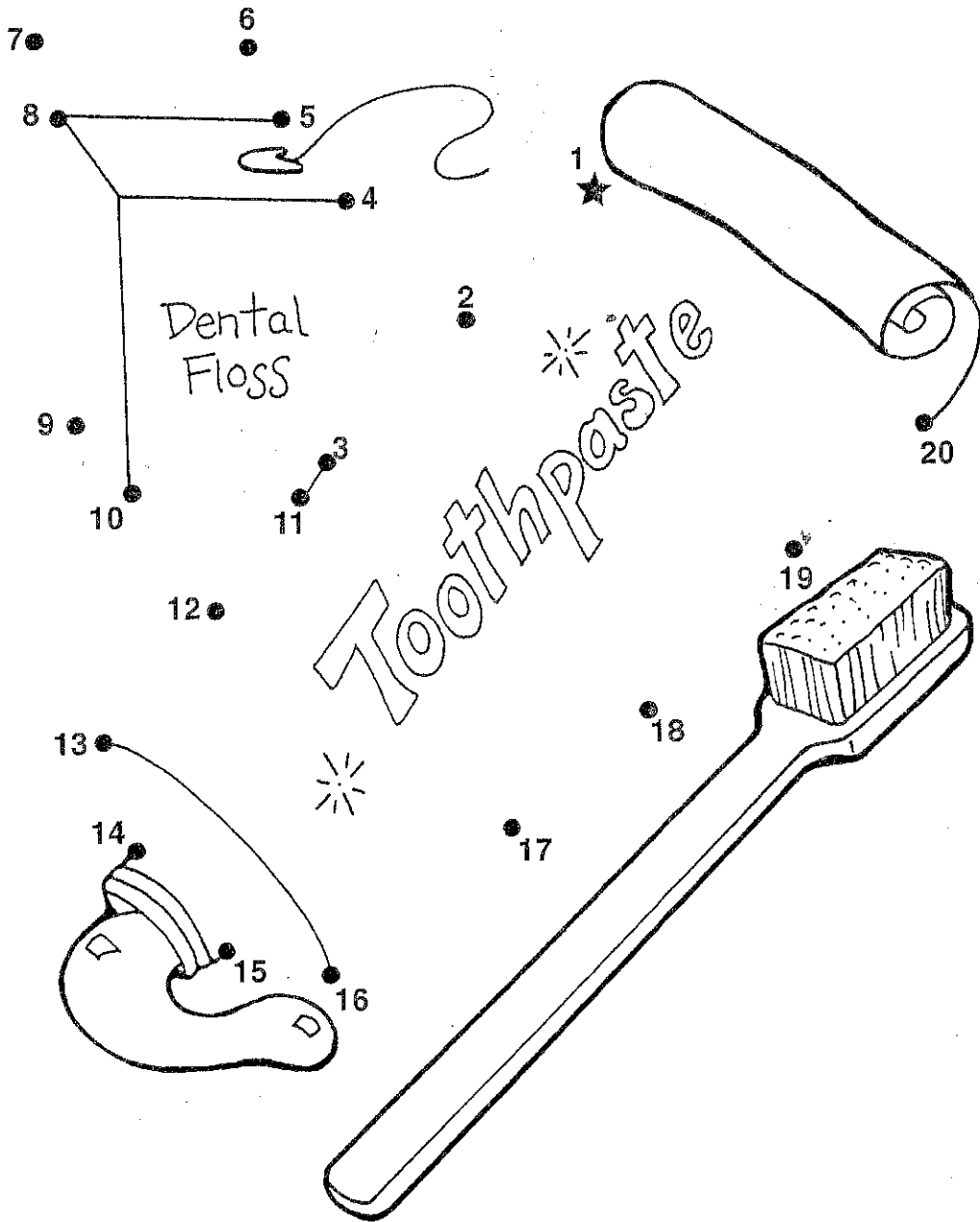
☆ Puzzlers ☆

<table border="0"> <tr> <td></td> <td>Tens</td> <td>Ones</td> </tr> <tr> <td></td> <td> </td> <td> </td> </tr> <tr> <td></td> <td>↓</td> <td></td> </tr> <tr> <td></td> <td>3</td> <td>8</td> </tr> <tr> <td>+</td> <td>2</td> <td>0</td> </tr> <tr> <td colspan="3"><hr/></td> </tr> </table>		Tens	Ones					↓			3	8	+	2	0	<hr/>			<table border="0"> <tr> <td></td> <td>Tens</td> <td>Ones</td> </tr> <tr> <td></td> <td> </td> <td> </td> </tr> <tr> <td></td> <td>↓</td> <td></td> </tr> <tr> <td></td> <td>6</td> <td>1</td> </tr> <tr> <td>+</td> <td>2</td> <td>8</td> </tr> <tr> <td colspan="3"><hr/></td> </tr> </table>		Tens	Ones					↓			6	1	+	2	8	<hr/>		
	Tens	Ones																																			
	↓																																				
	3	8																																			
+	2	0																																			
<hr/>																																					
	Tens	Ones																																			
	↓																																				
	6	1																																			
+	2	8																																			
<hr/>																																					

Ready, Set, Learn!



# Dental Care (1-20)




Name \_\_\_\_\_

1. Initial Consonants



\_at



\_at



p\_p

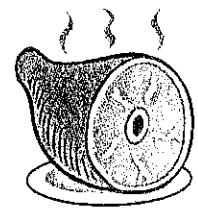


p\_p

3. Final Consonants





ha\_



ha\_

4. Multi-meaning Words



and


5. Number Words



8


\_\_\_\_\_

6. Reading Comprehension



The ant is thin.  
I am running.  
The ant is fat.


7. Rhyming



I am a hen with a \_\_\_\_\_.


8. Word Endings

hug



Dan is \_\_\_\_\_ the dog.

9. Opposites





It's not a little. It's a \_\_\_\_\_.

10. Word Families





can




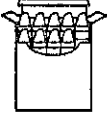
\_\_\_\_\_


Name: \_\_\_\_\_




 **Idea Bank**


 dog

 black

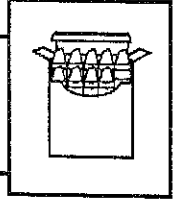
 dig

 mud


I see the \_\_\_\_\_



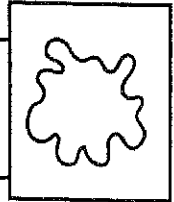
The dog is \_\_\_\_\_



The dog can \_\_\_\_\_




Look! It is in \_\_\_\_\_





# Matching Pictures to Words

Say the word for each picture. Then draw a line from each picture to its matching word.



jet

men

pen

bell



10

pet

ten

yell

hen

EXTRA!

Ask students to find the picture on this page that begins with the "y" sound. What color starts with a "y" sound? Then ask students to color the picture in that "y" color.



**DROPS IN THE BUCKET**

**MATH LEVEL R**

**NUMBER 40**

© 2000 MARY JO HAND

FOLLOW DIRECTIONS - COUNT

○ 10



× 4



✓ 6

SEQUENCES



13

14


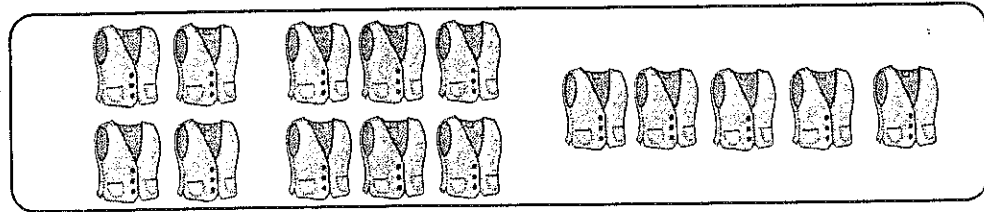
15

\_\_\_\_\_

17


18

COUNT & MATCH SETS TO NUMERALS



- 20
- 19
- 18
- 17
- 16
- 15

ADD & SUBTRACT



3 + \_\_\_\_\_ = \_\_\_\_\_



4 - \_\_\_\_\_ = \_\_\_\_\_

**LOGICAL ORDER: CUT AND PASTE THE PICTURES IN A LOGICAL ORDER. SOMETIMES MORE THAN ONE LOGICAL ORDER IS POSSIBLE AND CORRECT!**

✂				→

Name \_\_\_\_\_

Directions: Start on the side with the arrow. The arrow is on the right side. Add the numbers below the arrow in the ones column, and write the answer. Then add the numbers in the tens column, and write the answer.

	Tens	Ones
	↓	
	3	8
+	4	0
<hr/>		

	Tens	Ones
	↓	
	1	5
+	5	3
<hr/>		

	Tens	Ones
	↓	
	4	2
+	3	3
<hr/>		

	Tens	Ones
	↓	
	2	6
+	2	0
<hr/>		

	Tens	Ones
	↓	
	6	3
+	3	4
<hr/>		

	Tens	Ones
	↓	
	2	4
+	3	5
<hr/>		

	Tens	Ones
	↓	
	3	5
+	4	3
<hr/>		

	Tens	Ones
	↓	
	1	8
+	2	1
<hr/>		


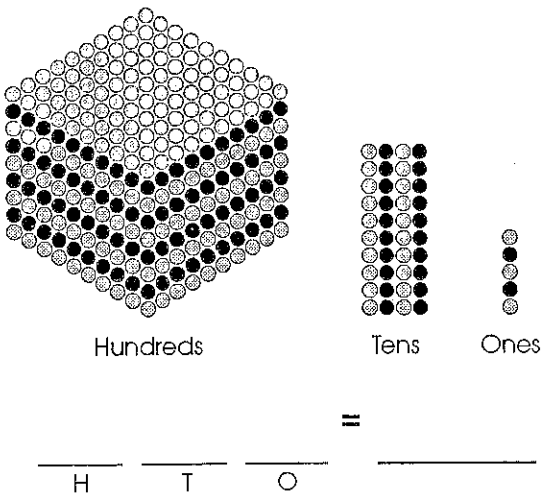
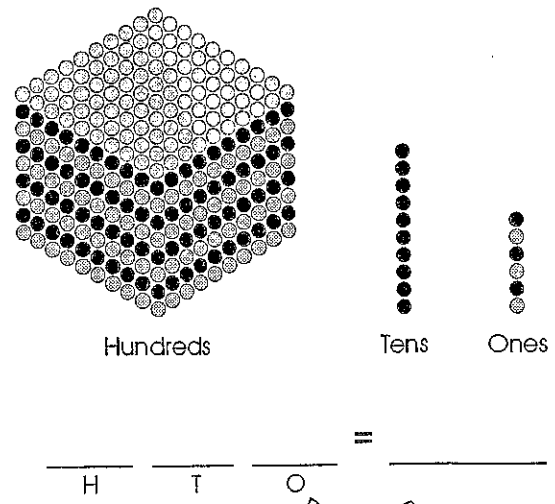
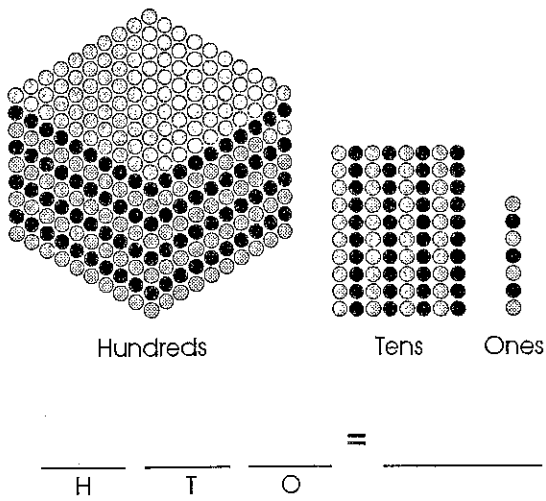
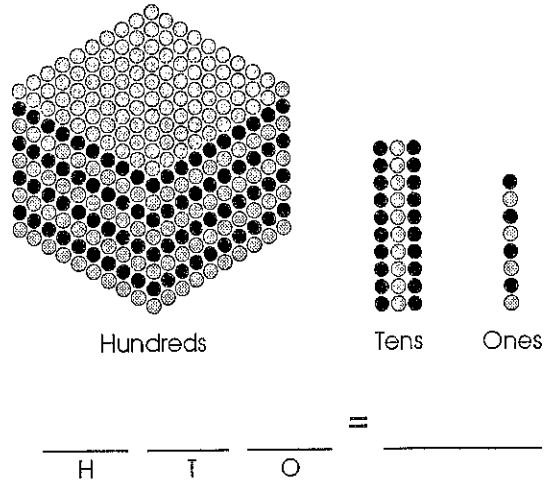
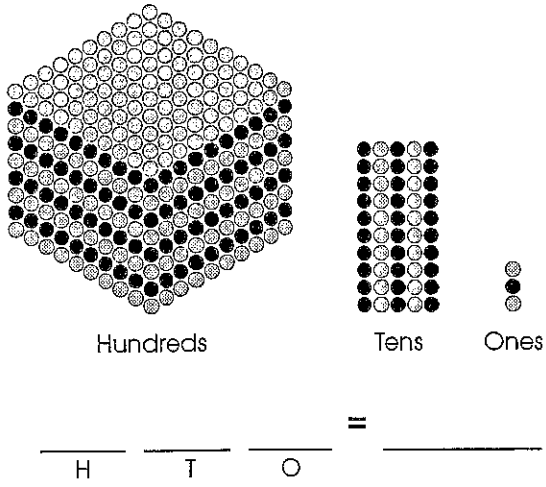
	Tens	Ones
	↓	
	5	7
+	1	0
<hr/>		

	Tens	Ones
	↓	
	5	3
+	2	4
<hr/>		

☆ Puzzlers ☆

<table border="0"> <tr> <td></td> <td>Tens</td> <td>Ones</td> </tr> <tr> <td></td> <td> </td> <td> </td> </tr> <tr> <td></td> <td>↓</td> <td></td> </tr> <tr> <td></td> <td>6</td> <td>2</td> </tr> <tr> <td>+</td> <td>2</td> <td>5</td> </tr> <tr> <td colspan="3"><hr/></td> </tr> </table>		Tens	Ones					↓			6	2	+	2	5	<hr/>			<table border="0"> <tr> <td></td> <td>Tens</td> <td>Ones</td> </tr> <tr> <td></td> <td> </td> <td> </td> </tr> <tr> <td></td> <td>↓</td> <td></td> </tr> <tr> <td></td> <td>1</td> <td>2</td> </tr> <tr> <td>+</td> <td>3</td> <td>4</td> </tr> <tr> <td colspan="3"><hr/></td> </tr> </table>		Tens	Ones					↓			1	2	+	3	4	<hr/>		
	Tens	Ones																																			
	↓																																				
	6	2																																			
+	2	5																																			
<hr/>																																					
	Tens	Ones																																			
	↓																																				
	1	2																																			
+	3	4																																			
<hr/>																																					

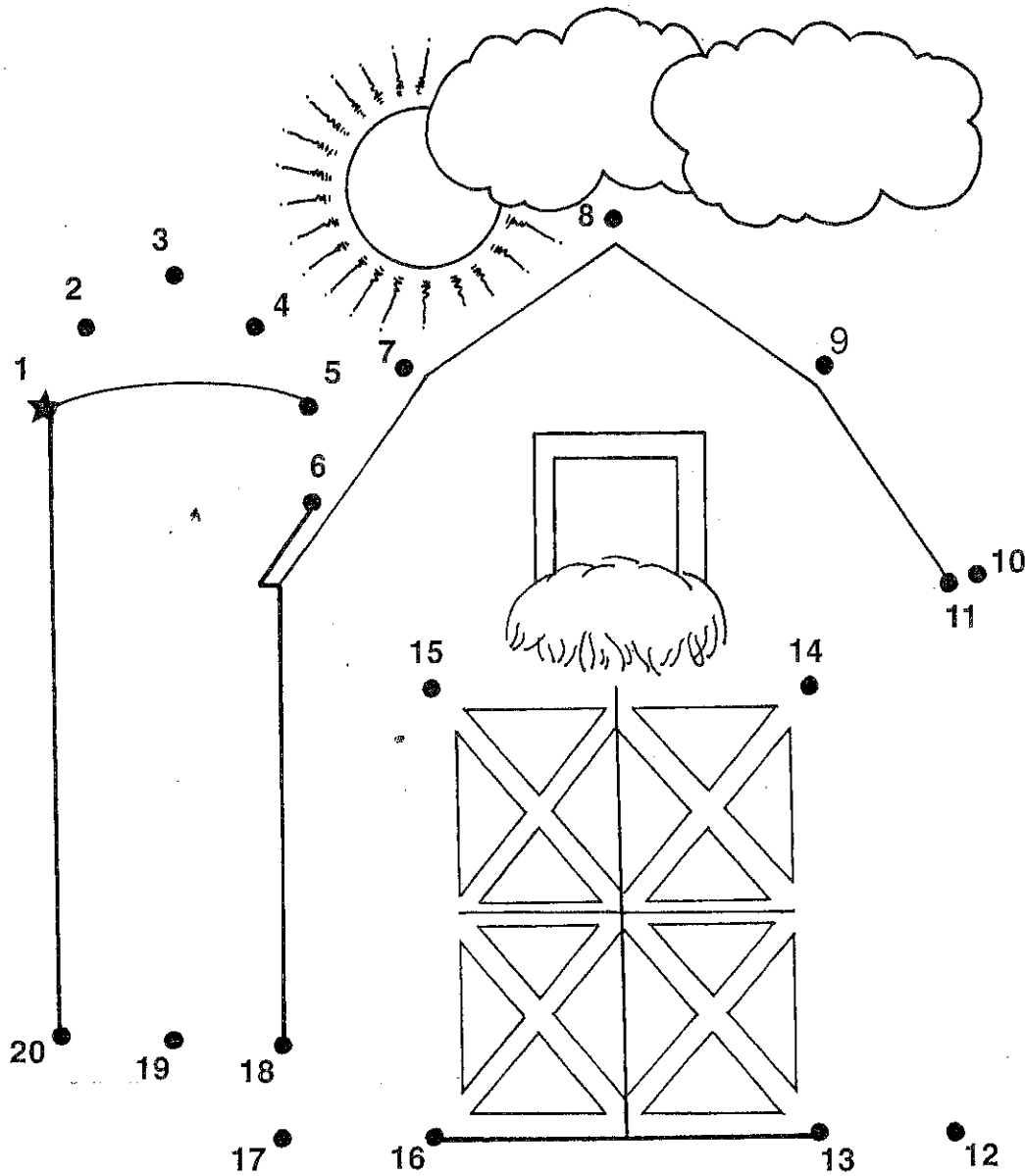
How Many. Write the number of hundreds, tens, ones, and the standard number.



Ready, Set, Learn!




# Where Do the Animals Live? (1-20)



Name \_\_\_\_\_

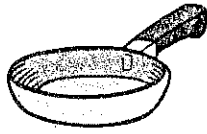
**1. Initial Consonants**



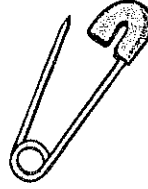
\_ut



\_ut



p\_n



p\_n




be\_

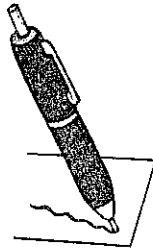


be\_

**4. Multi-meaning Words**




\_\_\_\_\_ and



\_\_\_\_\_

**5. Number Words**



10 \_\_\_\_\_

**6. Reading Comprehension**

A bug is on my chin.

I dug it up.

I am setting it up.



**7. Rhyming**




I am a pup in a \_\_\_\_\_.

**8. Word Endings**




pet



Ann has ten good \_\_\_\_\_.

**9. Opposites**




He is not out. He's \_\_\_\_\_.

**10. Word Families**



nun



\_\_\_\_\_



\_\_\_\_\_



\_\_\_\_\_




\_\_\_\_\_



\_\_\_\_\_

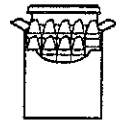
Name: \_\_\_\_\_



 **Idea Bank**



dog



black



dig




mud

I see the \_\_\_\_\_ . The \_\_\_\_\_

\_\_\_\_\_ dog can \_\_\_\_\_

Look! The dog is in the \_\_\_\_\_

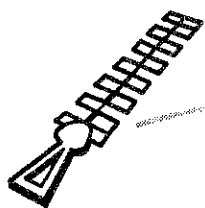
\_\_\_\_\_ . The dog will \_\_\_\_\_

 \_\_\_\_\_



# Finding the Right Word

Say the word for each picture. Then draw a line to the word that matches the picture.




lip  
zip  
tip



fill  
bill  
pill




wig  
rig  
big



bin  
fin  
tin



wick  
tick  
kick



big  
fig  
dig

EXTRA!

Help students think of other words with the “-in” word pattern sound by giving them clues, e.g., “What do you do when you turn around and around” (spin) or “What’s at the bottom of your face?” (chin).

Write about: What will you do for Easter

A large rectangular box with a dashed border, intended for a child to draw a picture related to their writing.

Cloud icon

Dashed line

Solid line

Cloud icon

Dashed line

Solid line

Cloud icon

Dashed line

Solid line

Cloud icon

Dashed line

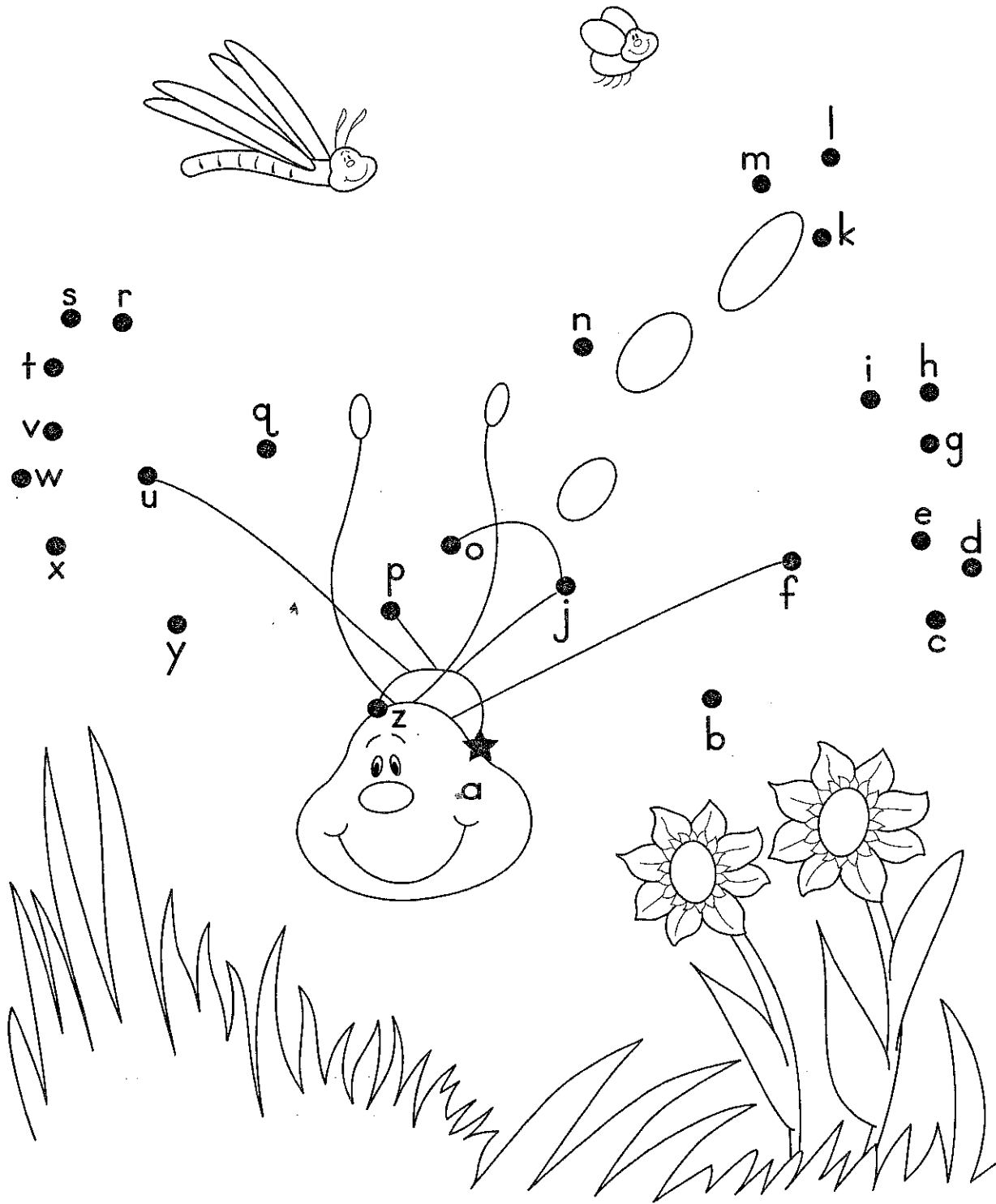
Solid line

Cloud icon

Dashed line

Solid line

Connect the dots from a-z. Start at the ★. Color the picture.



Wed. 5s

Count by 5s

5	10			25					50
			70						100

	10			25			40		
55			70				90		100

5				25					
				75					100

Wendy Samy

# DROPS IN THE BUCKET

## MATH LEVEL R

### NUMBER 41

© 2000 MARY JO HAND

FOLLOW DIRECTIONS - COUNT

○ 5

× 5

✓ 6



SEQUENCES



8

9


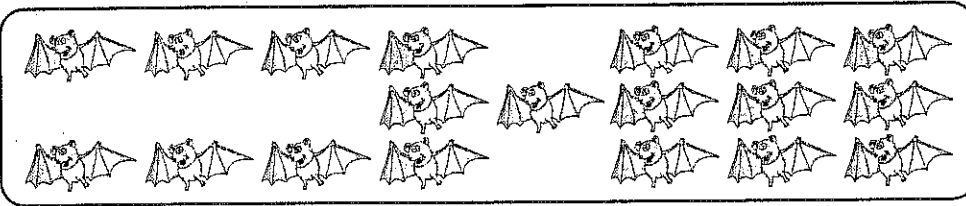
10

\_\_\_\_\_

12


13

COUNT & MATCH SETS TO NUMERALS



- 20
- 19
- 18
- 17
- 16
- 15

ADD & SUBTRACT


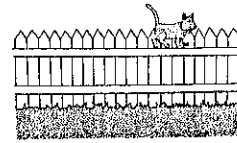
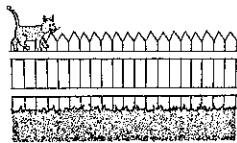
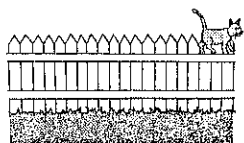
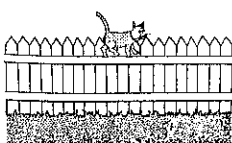


3 + \_\_\_\_\_ = \_\_\_\_\_



9 - \_\_\_\_\_ = \_\_\_\_\_

LOGICAL ORDER: CUT AND PASTE THE PICTURES IN A LOGICAL ORDER. SOMETIMES MORE THAN ONE LOGICAL ORDER IS POSSIBLE AND CORRECT!



Name \_\_\_\_\_

Directions: Start on the side with the arrow. The arrow is on the right side. Subtract the numbers below the arrow in the ones column, and write the answer. Then subtract the numbers in the tens column, and write the answer.

Tens	Ones
	↓
7	5
-	14
<hr/>	
6	1

Tens	Ones
	↓
9	6
-	25
<hr/>	

Tens	Ones
	↓
7	7
-	32
<hr/>	

Tens	Ones
	↓
6	8
-	45
<hr/>	

Tens	Ones
	↓
5	7
-	21
<hr/>	

Tens	Ones
	↓
3	3
-	30
<hr/>	

Tens	Ones
	↓
4	6
-	21
<hr/>	

Tens	Ones
	↓
8	7
-	13
<hr/>	


Tens	Ones
	↓
5	9
-	16
<hr/>	

Tens	Ones
	↓
6	7
-	34
<hr/>	

☆ Puzzlers ☆

<table border="0"> <tr> <td>Tens</td> <td>Ones</td> </tr> <tr> <td></td> <td>↓</td> </tr> <tr> <td>8</td> <td>8</td> </tr> <tr> <td>-</td> <td>42</td> </tr> <tr> <td colspan="2"><hr/></td> </tr> </table>	Tens	Ones		↓	8	8	-	42	<hr/>		<table border="0"> <tr> <td>Tens</td> <td>Ones</td> </tr> <tr> <td></td> <td>↓</td> </tr> <tr> <td>4</td> <td>3</td> </tr> <tr> <td>-</td> <td>20</td> </tr> <tr> <td colspan="2"><hr/></td> </tr> </table>	Tens	Ones		↓	4	3	-	20	<hr/>	
Tens	Ones																				
	↓																				
8	8																				
-	42																				
<hr/>																					
Tens	Ones																				
	↓																				
4	3																				
-	20																				
<hr/>																					

d. Help the snowplow clear the path to school.

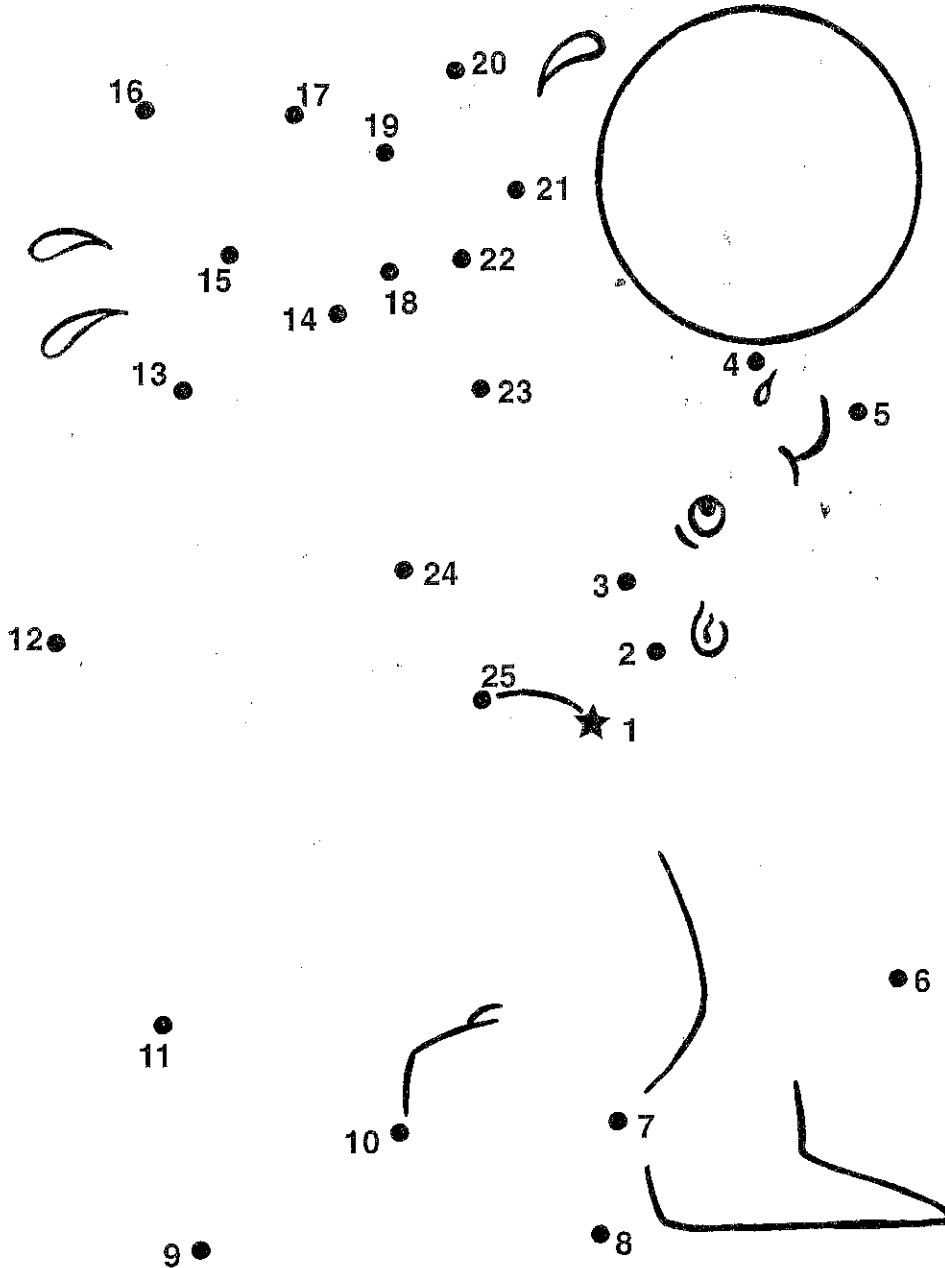


M

Ready, Set, Learn!



# Sea Lion (1-25)







Name \_\_\_\_\_

1. Initial Consonants



10



\_\_en

\_\_en

f\_\_n

f\_\_n

hi\_\_

hi\_\_

4. Multi-meaning Words




and

\_\_\_\_\_

\_\_\_\_\_

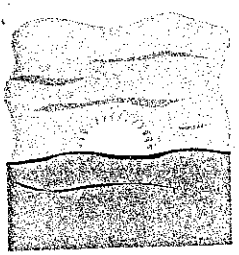
5. Number Words



9

\_\_\_\_\_

6. Reading Comprehension

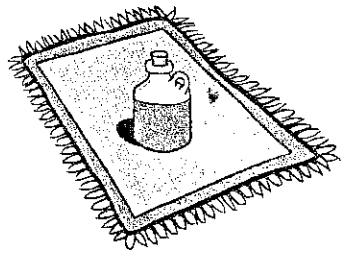


The sun is setting.

The pup is big.


He is jogging.

7. Rhyming



The jug is on the \_\_\_\_\_.

8. Word Endings



dip

Jan is \_\_\_\_\_ it in red.

9. Opposites




That is not Dad. It's \_\_\_\_\_.

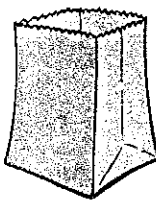
10. Word Families



gag



\_\_\_\_\_



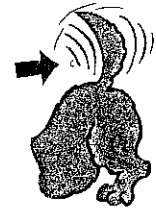
\_\_\_\_\_



\_\_\_\_\_




\_\_\_\_\_



\_\_\_\_\_

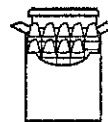
Name:



Idea Bank



dog



black



dig




mud

Multiple sets of horizontal lines for writing a narrative story.

# Matching Pictures to Words

Say the word for each picture. Then draw a line from each picture to its matching word.

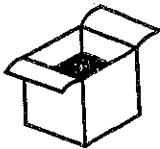


lock

ox

top

doll



box

sock

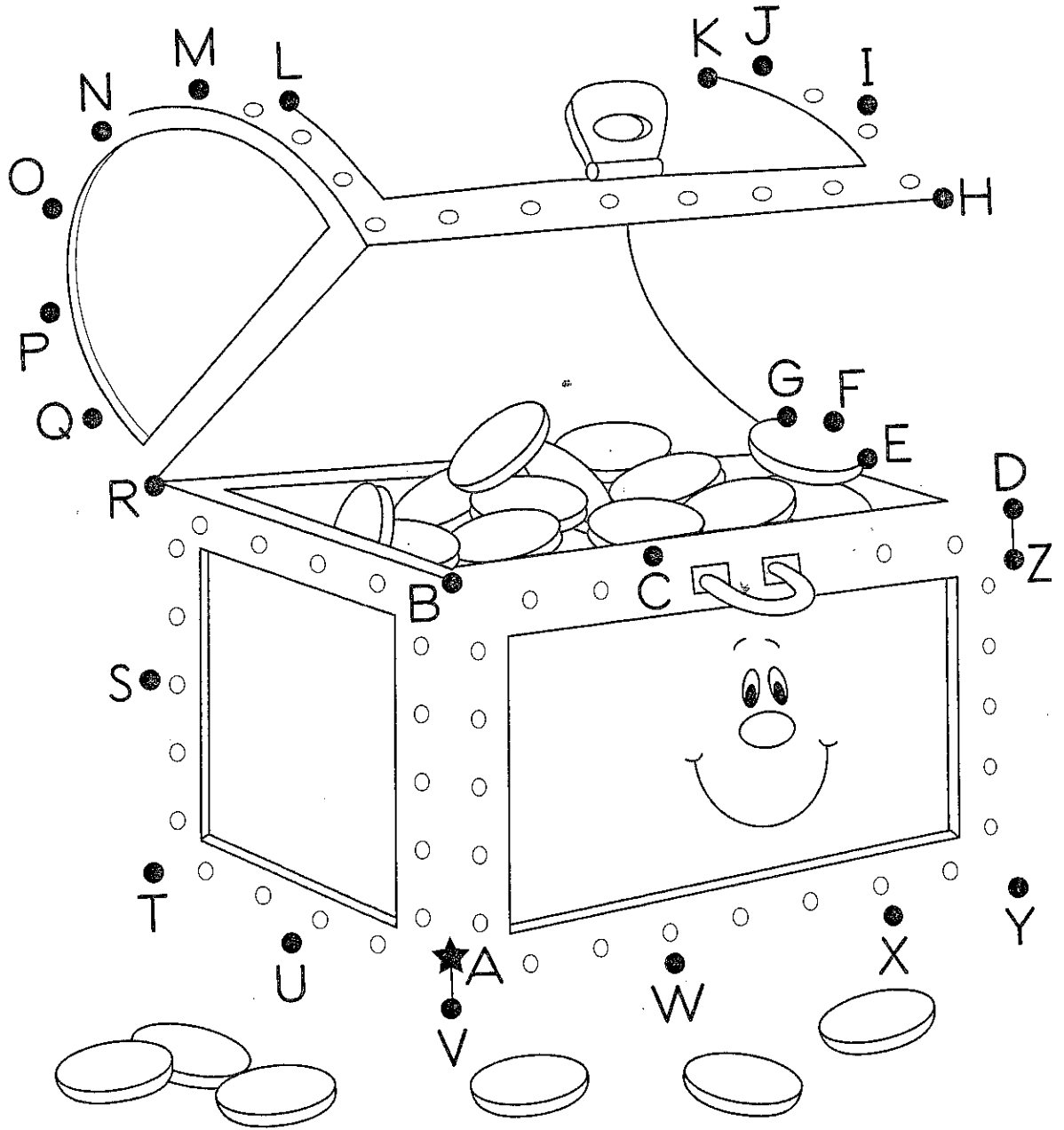
log

mop

EXTRA!

Help students think of other words with the "o" sound by giving them clues, eg., "What tells the time?" (clock) or "What animal is green and lives in a pond?" (frog).

Connect the dots from A-Z. Start at the ★. Color the picture.



Name \_\_\_\_\_

Directions: Touch the sign before beginning each problem, and decide if you will be adding or subtracting. Then solve the problem, and write the answer. Say the problem and answer quietly.

$$\begin{array}{r} 12 \\ - 3 \\ \hline \end{array}$$

$$\begin{array}{r} 6 \\ + 3 \\ \hline \end{array}$$

$$\begin{array}{r} 4 \\ - 1 \\ \hline \end{array}$$

$$\begin{array}{r} 7 \\ + 5 \\ \hline \end{array}$$

$$\begin{array}{r} 11 \\ - 4 \\ \hline \end{array}$$

$$\begin{array}{r} 16 \\ - 8 \\ \hline \end{array}$$

$$\begin{array}{r} 12 \\ - 8 \\ \hline \end{array}$$

$$\begin{array}{r} 9 \\ + 8 \\ \hline \end{array}$$

$$\begin{array}{r} 13 \\ - 7 \\ \hline \end{array}$$

$$\begin{array}{r} 1 \\ + 9 \\ \hline \end{array}$$

$$\begin{array}{r} 10 \\ - 4 \\ \hline \end{array}$$

$$\begin{array}{r} 9 \\ + 6 \\ \hline \end{array}$$

$$\begin{array}{r} 14 \\ - 9 \\ \hline \end{array}$$

$$\begin{array}{r} 15 \\ - 6 \\ \hline \end{array}$$

$$\begin{array}{r} 6 \\ + 8 \\ \hline \end{array}$$

☆ Puzzlers ☆

$$12 - 4 = \underline{\quad}$$

$$7 + 6 = \underline{\quad}$$

$$8 + 0 = \underline{\quad}$$

$$12 - 7 = \underline{\quad}$$



Thursday

# DROPS IN THE BUCKET

## MATH LEVEL R

### NUMBER 42


© 2000 MARY JO HAND

FOLLOW DIRECTIONS - COUNT

○ 5

× 8

✓ 2



SEQUENCES



11

12

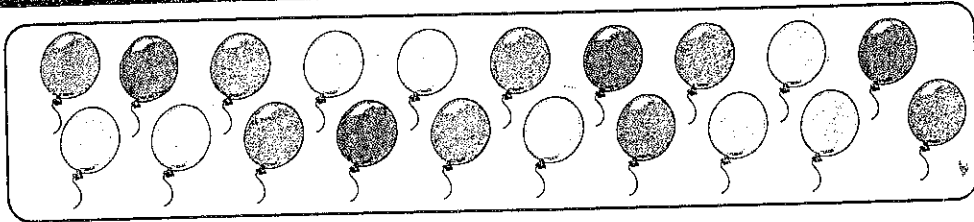
13

14

\_\_\_\_\_


16

COUNT & MATCH SETS TO NUMERALS

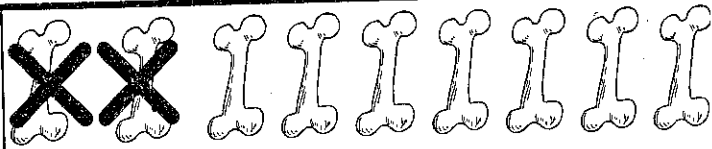


- 20
- 19
- 18
- 17
- 16
- 15

ADD & SUBTRACT



3 + \_\_\_\_\_ = \_\_\_\_\_

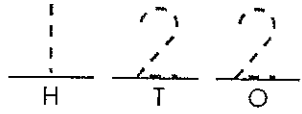
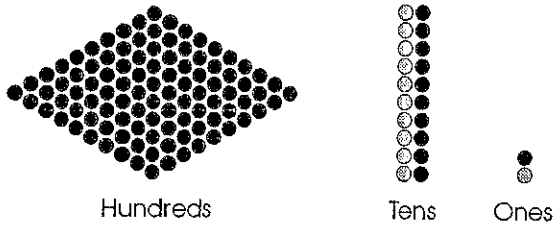


9 - \_\_\_\_\_ = \_\_\_\_\_

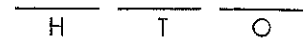
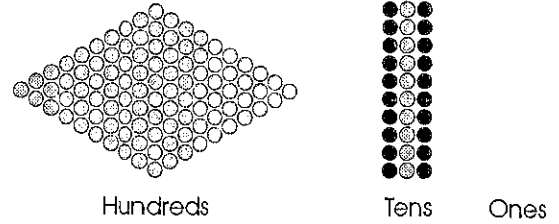
LOGICAL ORDER: CUT AND PASTE THE PICTURES IN A LOGICAL ORDER. SOMETIMES MORE THAN ONE LOGICAL ORDER IS POSSIBLE AND CORRECT!



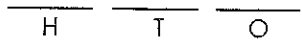
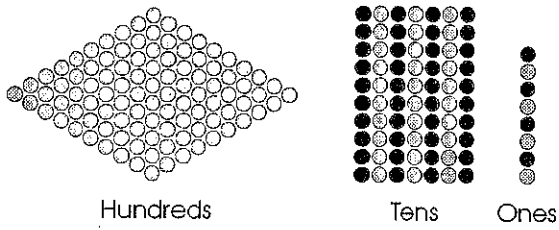
How Many. Write the number of hundreds, tens, ones, and the standard number.



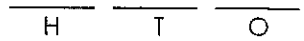
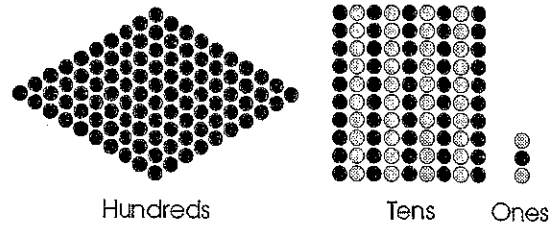
Standard Number = 122



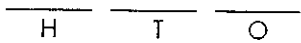
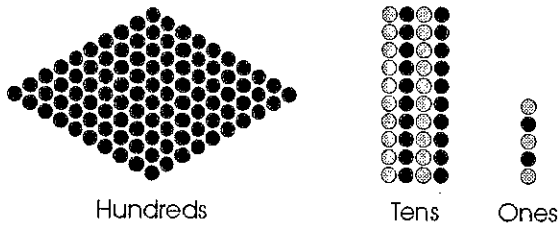
Standard Number = \_\_\_\_\_



Standard Number = \_\_\_\_\_



Standard Number = \_\_\_\_\_



Standard Number = \_\_\_\_\_

**Bonus**  
Circle the lesser number.

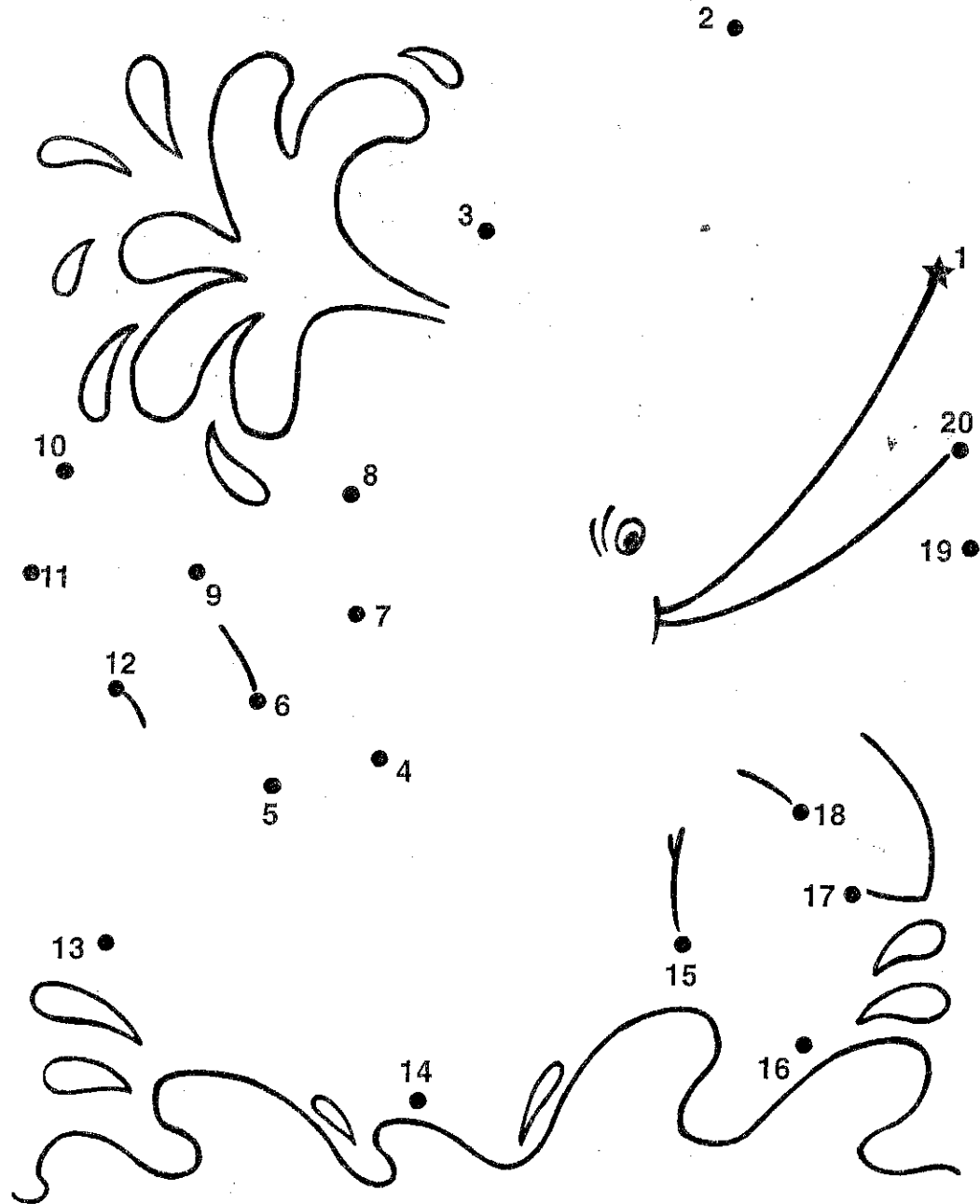
126	136	144	174
177	169	195	159
182   178			



Ready, Set, Learn!



# Splash! (1-20)




Name \_\_\_\_\_

1. Initial Consonants



\_ots



\_ots




h\_g

2. Short Vowels




h\_g

3. Final Consonants



bu\_



bu\_


4. Multi-meaning Words




\_\_\_\_\_

and

\_\_\_\_\_



5. Number Words



6

\_\_\_\_\_

6. Reading Comprehension



I am the winner.  
He is digging.  
An ant nips Jill.

7. Rhyming



I am a cub in a \_\_\_\_\_.

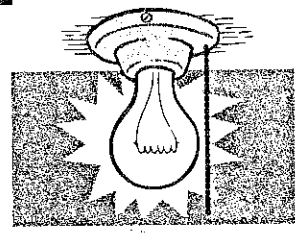
8. Word Endings

jog



I am a \_\_\_\_\_.

9. Opposites




This is not off. It's \_\_\_\_\_.

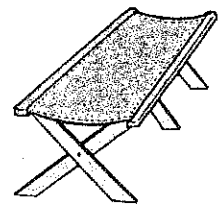
10. Word Families



pot



\_\_\_\_\_



\_\_\_\_\_



\_\_\_\_\_




\_\_\_\_\_



\_\_\_\_\_

# Matching Pictures to Words

Say the word for each picture. Then draw a line from each picture to its matching word.





gum

jug

hug

pup



bus

cut

run

tub

EXTRA!

Help students think of other words with the "u" sound by giving them clues, e.g., "What stops the water from running down the sink?" (plug) or "What noisy thing can you play with two sticks?" (drum).

Count backwards

Friday

20				16					11
	9				5				1

	19			16			13		
		8			5			2	

		18			15				11
10				6				2	

DROPS IN THE BUCKET

MATH LEVEL R

NUMBER 43



© 2000 MARY JO HAND

FOLLOW DIRECTIONS - COUNT

○ 3

× 4

✓ 6



SEQUENCES



14

15

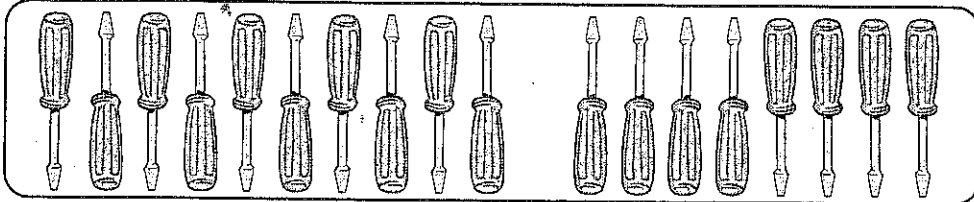

16

17

\_\_\_\_\_


19

COUNT & MATCH SETS TO NUMERALS



- 20
- 19
- 18
- 17
- 16
- 15

ADD & SUBTRACT




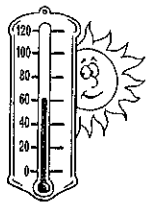



5 + \_\_\_\_\_ = \_\_\_\_\_



3 - \_\_\_\_\_ = \_\_\_\_\_

LOGICAL ORDER: CUT AND PASTE THE PICTURES IN A LOGICAL ORDER. SOMETIMES MORE THAN ONE LOGICAL ORDER IS POSSIBLE AND CORRECT!



Name \_\_\_\_\_

Directions: Start on the side with the arrow. The arrow is on the right side. Subtract the numbers below the arrow in the ones column, and write the answer. Then subtract the numbers in the tens column, and write the answer.

Tens	Ones
	↓
9	9
-	5
3	
-----	

Tens	Ones
	↓
8	6
-	3
4	
-----	

Tens	Ones
	↓
7	6
-	4
1	
-----	

Tens	Ones
	↓
8	9
-	7
0	
-----	

Tens	Ones
	↓
8	6
-	1
3	
-----	

Tens	Ones
	↓
5	7
-	3
5	
-----	

Tens	Ones
	↓
9	8
-	2
8	
-----	

Tens	Ones
	↓
4	7
-	3
3	
-----	

Tens	Ones
	↓
9	8
-	3
5	
-----	


Tens	Ones
	↓
6	7
-	2
5	
-----	

☆ Puzzlers ☆

Tens	Ones	Tens	Ones
	↓		↓
3	6	7	8
-	1	-	5
4		5	
-----		-----	

Help Silas Scarecrow find his way out of the cornfield.

F



Ready · Set · Learn



# Tree (1-25)

