


Artesia Public Schools

First Grade Packet

Week 5

May 4<sup>th</sup> – 8<sup>th</sup>



Escuelas públicas de Artesia

Paquete de primer grado

Semana 5

4 – 8 de mayo



# \*\*1<sup>st</sup> GRADE READING (ELA)\*\*

For the Week of May 4<sup>th</sup> – 8<sup>th</sup>



Day 1	<ul style="list-style-type: none"><li>• Practice “Fry” Sight Words – Flash Cards – Next 25 Words (150 words total)</li><li>• Work on Spelling City: Vocabulary &amp; Sight Words; Flash Cards (cut &amp; practice).</li><li>• Complete Day 1  “Drops in a Bucket”</li><li>• “Why Do Lions Roar” – Time yourself 1 minute on a “cold read”; Circle 5 “bolded” vocabulary words.</li><li>• “The Scarecrow” – Read story; complete Day 1 – Main Character &amp; Setting</li><li>• Complete Monday “Quick Write”</li><li>• Read a Book to someone</li></ul>
Day 2	<ul style="list-style-type: none"><li>• Practice “Fry” Sight Words – Flash Cards – First 150 Words</li><li>• Work on Spelling City: Vocabulary &amp; Sight Words; Crossword Puzzle Worksheet.</li><li>• Complete Day 2  “Drops in a Bucket”</li><li>• “Why Do Lions Roar” - Text Fluency (time yourself for 1 minute) and record your time; Write 5 circled vocabulary words in Vocabulary Section and define (write the meaning).</li><li>• “The Scarecrow” – Read story; complete Day 2 – Character Analysis</li><li>• Complete Tuesday “Quick Write”</li><li>• Read a Book to someone</li></ul>
Day 3	<ul style="list-style-type: none"><li>• Practice “Fry” Sight Words – Flash Cards – First 150 Words</li><li>• Work on Spelling City: Vocabulary &amp; Sight Words; Missing Letter Worksheet.</li><li>• Complete Day 3  – “Drops in a Bucket”</li><li>• “Why Do Lions Roar” - Text Fluency (time yourself for 1 minute) and record your time; Complete Word Work Section.</li><li>• “The Scarecrow” – Read story; complete Day 3 – Problem &amp; Solution</li><li>• “Complete Wednesday “Quick Write”</li><li>• Read a Book to someone</li></ul>
Day 4	<ul style="list-style-type: none"><li>• Practice “Fry” Sight Words – Flash Cards – First 150 Words</li><li>• Work on Spelling City: Vocabulary &amp; Sight Words; Word-O-Rama Worksheet.</li><li>• Complete Day 4  – “Drops in a Bucket”</li><li>• “Why Do Lions Roar” - Text Fluency (time yourself for 1 minute) and record your time; Answer Comprehension Questions.</li><li>• “The Scarecrow” – Read story; complete Day 4 – Vocabulary Focus</li><li>• Complete Thursday “Quick Write”</li><li>• Read a Book to someone</li></ul>
Day 5	<ul style="list-style-type: none"><li>• Practice “Fry” Sight Words – Flash Cards – First 150 Words</li><li>• Work on Spelling City: Vocabulary &amp; Sight Words; Match It Definitions Worksheet.</li><li>• Complete Day 5  – “Drops in a Bucket”</li><li>• “Why Do Lions Roar” - Text Fluency (time yourself for 1 minute) and record your time. Have you improved?</li><li>• “The Scarecrow” – Read story; complete Day 5 – Text-to-Self connection</li><li>• Complete Friday “Quick Write”</li><li>• Read a Book to someone</li></ul>



# LECTURA DE PRIMER GRADO (ELA) \*\*

Para la semana del 4 al 8 de de mayo



Día 1	<ul style="list-style-type: none"><li>• Practique palabras de Vista "Fry" - Tarjetas de vocabulario - Próximas 25 palabras (150 palabras en total)</li><li>• Trabajar en Spelling City: Vocabulary &amp; Sight Words; Palabras de Vista- Tarjetas Flash (corte y práctica).</li><li>• Completa el día 1 (P45) "Gotas en un balde"-Drops in a Bucket"</li><li>• "¿Por qué rugen los leones?": Cronometra 1 minuto en "lectura en frío"; Encierra en un círculo 5 palabras de vocabulario "en negrita".</li><li>• "El Espantapájaros" - Lea la historia; complete el día 1: personaje principal y escenario</li><li>• Complete el lunes "Escritura rápida"</li><li>• Leer un libro a alguien</li></ul>
Día 2	<ul style="list-style-type: none"><li>• Practique palabras de vista "Fry" - Tarjetas de vocabulario - Primeras 150 palabras</li><li>• Trabajar en Spelling City: Vocabulary &amp; Sight Words; Palabras de Vista- Hoja de trabajo de crucigramas.</li><li>• Completa el día 2 (P46) "Gotas en un balde"-Drops in a Bucket</li><li>• "¿Por qué rugen los leones?" - Fluidez de texto (cronometra por 1 minuto) y registra tu tiempo; Escriba 5 palabras de vocabulario en un círculo en la Sección de vocabulario y defina (escriba el significado).</li><li>• "El Espantapájaros" - Lea la historia; complete el día 2: análisis de personajes</li><li>• Martes completo "Escritura rápida"</li><li>• Leer un libro a alguien</li></ul>
Día 3	<ul style="list-style-type: none"><li>• Practique palabras de Vista "Fry" - Tarjetas de vocabulario - Primeras 150 palabras</li><li>• Trabajar en Spelling City: Vocabulary &amp; Sight Words; Palabras de Vista- Hoja de trabajo de carta faltante.</li><li>• Completa el día 3 (P47) - "Drops in a Bucket"-Gotas en un Balde</li><li>• "¿Por qué rugen los leones?" - Fluidez de texto (cronometra por 1 minuto) y registra tu tiempo; Sección completa de trabajo de palabras.</li><li>• "El Espantapájaros" - Lea la historia; complete el día 3 - Problema y solución</li><li>• "Miércoles completo" Escritura rápida "</li><li>• Leer un libro a alguien</li></ul>
Día 4	<ul style="list-style-type: none"><li>• Practique palabras de vista "Fry" - Tarjetas de vocabulario - Primeras 150 palabras</li><li>• Trabajar en Spelling City: Vocabulary &amp; Sight Words; Palabras de Vista-Hoja de trabajo de Word-O-Rama.</li><li>• Completa el día 4 (P48) - "Drops in a Bucket"- "Gotas en un balde"</li><li>• "¿Por qué rugen los leones?" - Fluidez de texto (cronometra por 1 minuto) y registra tu tiempo; Responda preguntas de comprensión.</li><li>• "El Espantapájaros" - Lea la historia; complete el día 4 - Enfoque de vocabulario</li><li>• Jueves completo "Escritura rápida"</li><li>• Leer un libro a alguien</li></ul>
Día 5	<ul style="list-style-type: none"><li>• Practique palabras de Vista "Fry" - Tarjetas de vocabulario - Primeras 150 palabras</li><li>• Trabajar en Spelling City: Vocabulary &amp; Sight Words; Palabras de Vista-Hoja de trabajo de definiciones de coincidencias.</li><li>• Completa el día 5 (P49) - "Drops in a Bucket"-Gotas en un Balde"</li><li>• "¿Por qué rugen los leones?" - Fluidez de texto (tiempo para 1 minuto) y registrar su tiempo. ¿Has mejorado?</li><li>• "El Espantapájaros" - Lea la historia; complete el día 5 - Conexión de texto a sí mismo</li><li>• Viernes completo "Escritura rápida"</li><li>• Leer un libro a alguien</li></ul>



# \*\*1<sup>st</sup> GRADE MATH\*\*

For the Week of May 4<sup>th</sup> – 8<sup>th</sup>



DAY 1	<ul style="list-style-type: none"> <li>• Math Warm-Up: Addition – Time yourself for 2 minutes. How many problems did you finish?</li> <li>• Complete Lesson 20 – “Drops in a Bucket”</li> <li>• Complete Double-Digit Addition WITH Regrouping Worksheet</li> </ul>
Day 2	<ul style="list-style-type: none"> <li>• Math Warm-Up: Addition – Time yourself for 2 minutes. Did you finish more than you did yesterday?</li> <li>• Complete Lesson 21 – “Drops in a Bucket”</li> <li>• Complete Double-Digit Addition WITH Regrouping Worksheet</li> </ul>
Day 3	<ul style="list-style-type: none"> <li>• Math Warm-Up: Addition – Time yourself for 2 minutes. Did you finish more than you did yesterday?</li> <li>• Complete Lesson 22 – “Drops in a Bucket”</li> <li>• Complete the Place Value Worksheet</li> </ul>
Day 4	<ul style="list-style-type: none"> <li>• Math Warm-Up: Addition – Time yourself for 3 minutes. How many problems did you finish?</li> <li>• Complete Lesson 23 – “Drops in a Bucket”</li> <li>• Complete the Place Value Worksheet</li> </ul>
Day 5	<ul style="list-style-type: none"> <li>• Math Warm-Up: Addition – Time yourself for 3 minutes. How many problems did you finish?</li> <li>• Complete Lesson 24 – “Drops in a Bucket”</li> <li>• Complete the Comparing Numbers Worksheet</li> </ul>

## \*1<sup>st</sup> GRADE SCIENCE\*\*

DAY 1	<ul style="list-style-type: none"> <li>• Go on a Scavenger Hunt in your BACKYARD! Make a list of things that you see.</li> </ul>
Day 2	<ul style="list-style-type: none"> <li>• Complete first half of worksheet – Circle what you saw on your Scavenger Hunt.</li> </ul>
Day 3	<ul style="list-style-type: none"> <li>• Complete the other half of worksheet – Draw and Color other things you saw on your Scavenger Hunt.</li> </ul>
Day 4	<ul style="list-style-type: none"> <li>• Complete the “Search and Classify” Worksheet.</li> </ul>
Day 5	<ul style="list-style-type: none"> <li>• Do your Scavenger Hunt again. Look for 3 different Living and Non-Living Things. Tell someone the difference between Living and Non-Living Things!</li> </ul>

Daily Online Opportunities (EXTRA if you have Internet Access & need extra.)	
Day 1	Istation Reading: 15-20 minutes (Reading with ISIP) Reading a book online with Epic (getepic.com): 20 minutes
Day 2	Istation Math: 15-20 minutes (Math with ISIP) Reading a book online with Epic (getepic.com): 20 minutes
Day 3	IXL (ELA, Math, Science, or Social Studies): 20 minutes Reading a book online with Epic (getepic.com): 20 minutes
Day 4	Istation Reading: 15-20 minutes (Reading with ISIP) Reading a book online with Epic (getepic.com): 20 minutes
Day 5	Istation Math: 15-20 minutes (Math with ISIP) Reading a book online with Epic (getepic.com): 20 minutes

\*\*NOTE – The “Maximum Learning Time” for 1<sup>st</sup> graders is 30 minutes/day.\*\* \*\*\*Please DO NOT feel pressured to complete everything in this packet.\*\*\*



## \*\* MATEMÁTICAS DE PRIMER GRADO \*\*

Para la semana del 4 al 8 de mayo



Día 1	<ul style="list-style-type: none"> <li>Calentamiento matemático: adición: Restar- Cronometrarse durante 2 minutos. ¿Cuántos problemas terminaste?</li> <li>Complete la Lección 20 - "Gotas en un balde"-Drops in a Bucket</li> <li>Adición completa de dos dígitos con hoja de trabajo de reagrupación</li> </ul>
Día 2	<ul style="list-style-type: none"> <li>Calentamiento matemático: adición: cronometrarse durante 2 minutos. ¿Terminaste más de lo que hiciste ayer?</li> <li>Complete la Lección 21 - "Gotas en un balde"-Drops in a Bucket"</li> <li>Adición completa de dos dígitos con hoja de trabajo de reagrupación</li> </ul>
Día 3	<ul style="list-style-type: none"> <li>Calentamiento matemático: adición: cronometrarse durante 2 minutos. ¿Terminaste más de lo que hiciste ayer?</li> <li>Complete la Lección 22 - "Gotas en un balde"-Drops in a Bucket"</li> <li>Complete la hoja de trabajo de valor posicional</li> </ul>
Día 4	<ul style="list-style-type: none"> <li>Calentamiento matemático: adición: Sumar- Cronometra por 3 minutos. ¿Cuántos problemas terminaste?</li> <li>Complete la Lección 23 - "Gotas en un balde"-Drops in a Bucket</li> <li>Complete la hoja de trabajo de valor posicional</li> </ul>
Día 5	<ul style="list-style-type: none"> <li>Calentamiento matemático: adición: Restar- Cronometra por 3 minutos. ¿Cuántos problemas terminaste?</li> <li>Complete la Lección 24 - "Gotas en un balde"-Drops in a Bucket</li> <li>Complete la hoja de trabajo de comparación de números</li> </ul>

## \*\* CIENCIA DE PRIMER GRADO \*\*

Día 1	<ul style="list-style-type: none"> <li>¡Ve a buscar al tesoro en tu PATIO! Haz una lista de las cosas que ves.</li> </ul>
Día 2	<ul style="list-style-type: none"> <li>Complete la primera mitad de la hoja de trabajo: encierre en un círculo lo que vio en su búsqueda del tesoro.</li> </ul>
Día 3	<ul style="list-style-type: none"> <li>Completa la otra mitad de la hoja de trabajo: dibuja y colorea otras cosas que viste en tu búsqueda del tesoro.</li> </ul>
Día 4	<ul style="list-style-type: none"> <li>Complete la hoja de trabajo "Buscar y Clasificar".</li> </ul>
Día 5	<ul style="list-style-type: none"> <li>Haz tu búsqueda del tesoro de nuevo. Busque 3 cosas vivas y no vivas diferentes. ¡Dile a alguien la diferencia entre los seres vivos y los no vivos!</li> </ul>

Oportunidades diarias en línea (EXTRA si tiene acceso a Internet y necesita más).	
Día 1	Lectura Istation: 15-20 minutos (Lectura con ISIP) Lectura de un libro en línea con Epic (getepic.com): 20 minutos
Día 2	Istation Math: 15-20 minutos (Matemáticas con ISIP) Lectura de un libro en línea con Epic (getepic.com): 20 minutos
Día 3	IXL (ELA, matemáticas, ciencias o estudios sociales): 20 minutos Lectura de un libro en línea con Epic (getepic.com): 20 minutos
Día 4	Lectura Istation: 15-20 minutos (Lectura con ISIP) Lectura de un libro en línea con Epic (getepic.com): 20 minutos
Día 5	Istation Math: 15-20 minutos (Matemáticas con ISIP) Lectura de un libro en línea con Epic (getepic.com): 20 minutos

\*\* NOTA - El "Tiempo máximo de aprendizaje" para los alumnos de 1er grado es de 30 minutos / día. \*\*

\*\*\* NO se sienta presionado para completar todo en este paquete. \*\*\*

Fry's 126-150

say

great

where

help

through

much

before

line

Fry's 126-150

right

too

means

old

any

same

tell

boy

Fry's 126-150

follow

came

want

show

also

around

form

three



Fry's 126-150

small

small	

Day 1

<p><b>roars</b></p> <p>© SpellingCity.com</p>	<p><b>roars</b> utters a loud sound</p> <p><i>The lion <u>roars</u> when it is angry.</i></p> <p>© SpellingCity.com</p>
<p><b>protect</b></p> <p>© SpellingCity.com</p>	<p><b>protect</b> to keep someone or something safe</p> <p><i>An umbrella will <u>protect</u> you from the rain.</i></p> <p>© SpellingCity.com</p>
<p><b>sound</b></p> <p>© SpellingCity.com</p>	<p><b>sound</b> vibrations that can be heard, noise</p> <p><i>Listen for the <u>sound</u> of the fire truck.</i></p> <p>© SpellingCity.com</p>
<p><b>gentle</b></p> <p>© SpellingCity.com</p>	<p><b>gentle</b> soft and kind, not harsh</p> <p><i>The <u>gentle</u> waves lapped softly on the shore.</i></p> <p>© SpellingCity.com</p>
<p><b>softer</b></p> <p>© SpellingCity.com</p>	<p><b>softer</b> less rough or coarse</p> <p><i>A silky blanket is <u>softer</u> than a scratchy one.</i></p> <p>© SpellingCity.com</p>

Day 1

<p><b>give</b></p> <p>© SpellingCity.com</p>	<p><b>give</b> to gift, donate, hand, bestow or administer</p> <p><i>He will <u>give</u> her a gift on her birthday.</i></p> <p>© SpellingCity.com</p>
<p><b>most</b></p> <p>© SpellingCity.com</p>	<p><b>most</b> the largest number</p> <p><i>He had the <u>most</u> coins and I had the fewest.</i></p> <p>© SpellingCity.com</p>
<p><b>very</b></p> <p>© SpellingCity.com</p>	<p><b>very</b> extremely, absolutely or to a great degree</p> <p><i>Winning the game made the players <u>very</u> happy.</i></p> <p>© SpellingCity.com</p>
<p><b>after</b></p> <p>© SpellingCity.com</p>	<p><b>after</b> following or later in time</p> <p><i>Don't go swimming <u>after</u> dark.</i></p> <p>© SpellingCity.com</p>
<p><b>things</b></p> <p>© SpellingCity.com</p>	<p><b>things</b> unnamed objects, entities, or ideas</p> <p><i>Nouns are words that name people, places or <u>things</u>.</i></p> <p>© SpellingCity.com</p>

Day 1

<p><b>name</b></p> <p>© SpellingCity.com</p>	<p><b>name</b> the word that you call a person or thing</p> <p><i>My family and I all have the same last <u>name</u>.</i></p> <p>© SpellingCity.com</p>
<p><b>good</b></p> <p>© SpellingCity.com</p>	<p><b>good</b> better than average</p> <p><i>I got a sticker for doing <u>good</u> work.</i></p> <p>© SpellingCity.com</p>
<p><b>think</b></p> <p>© SpellingCity.com</p>	<p><b>think</b> to consider or reflect on, to believe</p> <p><i>The student will <u>think</u> about the math problem.</i></p> <p>© SpellingCity.com</p>
<p><b>sentence</b></p> <p>© SpellingCity.com</p>	<p><b>sentence</b> a complete thought expressed in words</p> <p><i>Does this <u>sentence</u> end with a question mark?</i></p> <p>© SpellingCity.com</p>

# WHY DO LIONS ROAR?

Day 1 of 5

Name: \_\_\_\_\_ Date: \_\_\_\_\_ Week: \_\_\_\_\_

Every lion roars. Most of the time they roar at night. That 12

is because the air is thin and the roar can be heard from 25

far away. There are two reasons why lions roar. They roar 36

to protect their land and family. Male lions roar loud at 47

night. They are telling other lions and animals to stay away. 58

Lions roar to talk to one another. Every lion has a different 70

roar sound, just like every human has a different voice. 80

Mama lions have a gentle roar when they are with their 91

cubs. Male lions use a softer roar when they are playing 102

with cubs. Listening to a lion roar is amazing! 111

**Fluency Practice:** Read the passage for 1 minute 3 times each day. Write the number of words read correctly in the spaces below.

	Mon.	Tues.	Wed.	Thurs.
1 <sup>st</sup> Attempt				
2 <sup>nd</sup> Attempt				
3 <sup>rd</sup> Attempt				

# "Why Do Lions Roar?"

## Understand It!

Answer the following questions after reading:

**Day 4**

Every lion **roars**. Most of the time they roar at night. That is because the air is thin and the roar can be heard from far away. There are two reasons why lions roar. They roar to **protect** their land and family. Male lions roar loud at night. They are telling other lions and animals to stay away. Lions roar to talk to one another. Every lion has a different roar **sound**, just like every human has a different voice. Mama lions have a **gentle** roar when they are with their cubs. Male lions use a **softer** roar when they are playing with cubs. Listening to a lion roar is amazing!

1. What was a fact in the beginning of the text?
  - a. mama lions roar loud
  - b. every lion roars
  - c. lions roar to talk
  - d. not every lion roars
2. What does voice mean?
  - a. how we talk
  - b. to not talk
  - c. to run
  - d. to jump
3. What place does the text describe?
  - a. in the day
  - b. in the morning
  - c. at night
  - d. at lunch
4. What does this text teach us?
  - a. why lions roar
  - b. how to catch a lion
  - c. how to feed a lion
  - d. how big lions are

**Day 3**

**Word Work** Color the words in the passage that match each category below:



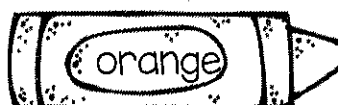
Words that start with /t/



Words that end with /y/



Words with the short /i/ sound




Words with 2 syllables

**Day 2**

**Vocabulary** Copy the 5 **bold** words from the passage. Use context clues and what you know to define each word:

1	_____	_____
2	_____	_____
3	_____	_____
4	_____	_____
5	_____	_____

# The Scarecrow



Sammy the Scarecrow was sad. He was put out in the cornfield to scare off all of the crows, but he wasn't doing a very good job. The crows would fly over and land on Sammy every day. Sammy tried making mean and scary faces, but it just did not work. Finally, Sammy gave up. He stopped trying to be mean and decided to become friends with the crows instead.

## Day 1 Read story.

1. Who is the main character? \_\_\_\_\_

2. What is the setting in the story? \_\_\_\_\_

## Day 2 Reread story.

### Character Analysis

Draw a picture of how Sammy felt at the beginning of the story and at the end of the story.

### Beginning

### End

Day 3

Reread story.

### Problem and Solution

Write or draw the problem in the first box.

Write or draw the solution in the second box.

PROBLEMSOLUTION

Day 4

Reread story.

### Vocabulary

#### Focus

Draw a line to match the words to make a compound word.

corn

crow

scare

come

be


field

Day 5

Reread story.

### Text-to-Self Connection

Do you think it was a good idea for Sammy to become friends with the crows? Why or why not?






Name \_\_\_\_\_

Date \_\_\_\_\_

May  
Weekly  
Quick  
Writes



# Monday

When you think of summer, what color do you think of? Why?

# Tuesday

What if you were invisible for one day? Where would you go? What would you do?

# Wednesday

Would you rather swim in a pool of apple juice or a pool of melted chocolate? What would it feel like?

# Thursday

If you could change your first name, what would you change it to? Why do you like that name?

# Friday

Who is the smartest person you know? How did they get so smart?



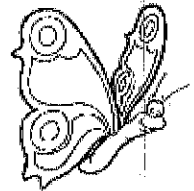

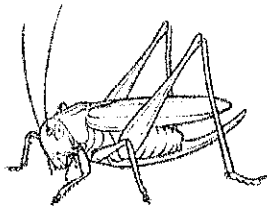
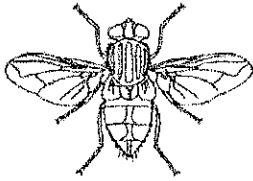
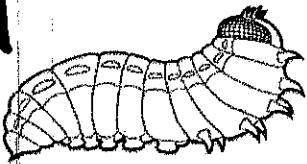


Name: \_\_\_\_\_

# Nature Scavenger Hunt

Directions: Take a walk with your family and see what you can find. Circle what you saw on your scavenger hunt, and cross out the items that do not belong in nature. Color the page.

DAY  
2



LIFE IN THE CITY	
1. SUNSHINE	\$2.00
2. SAND	\$1.50
3. SEA AIR	\$1.75
4. SMOKEY BEACH	\$4.00
5. SANDCASTLES	\$3.00
6. SUNGLASSES	\$5.00
7. BEACH BALLS	\$2.00
8. BEACH BUMS	\$4.00
TOTAL:	\$24.00

DAY  
3


Did you see anything else? Draw and color it here.

Name: \_\_\_\_\_

# Search and Classify

DAY 4

Directions: Choose 4 items from the things you found during the scavenger hunt and complete the following table.

Draw or write what you found.	Does it move?	Does it grow?	Does it breathe?	Does it reproduce?	Is it living or nonliving?
Example: <b>Rainbow</b> 	Yes	Yes	Yes	Yes	It's nonliving.
	No	No	No	No	
	Yes	Yes	Yes	Yes	
	No	No	No	No	
	Yes	Yes	Yes	Yes	
	No	No	No	No	
	Yes	Yes	Yes	Yes	
	No	No	No	No	


# Day 1

Name \_\_\_\_\_


### 1. Initial Consonants



\_\_ake



\_\_ee




l\_\_ft

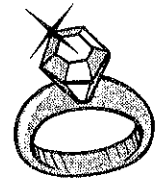
### 2. Short and Long Vowels



r\_\_p\_\_




sa\_\_



ri\_\_

### 4. Multi-meaning Words




\_\_\_\_\_ and \_\_\_\_\_

### 5. Sentence Sense



Is this lad crying?  
\_\_\_\_\_

### 6. Reading Comprehension




He is shaking.

I will make a kite.

This is a fine cape.

### 7. Rhyming



This is the best \_\_\_\_\_.

### 8. Word Endings

bring



He is \_\_\_\_\_ it for me.

### 9. Silent e



rob

robe





\_\_\_\_\_

### 10. Word Families



bang




\_\_\_\_\_

# Day 2

Name \_\_\_\_\_


### 1. Initial Consonants



\_\_\_ ag




\_\_\_ amp



w \_\_\_ nk

### 2. Short and Long Vowels



t \_\_\_





sa \_\_\_




be \_\_\_

### 4. Multi-meaning Words



\_\_\_\_\_ and \_\_\_\_\_

### 5. Sentence Sense



Is Meg banging on the lid?  
\_\_\_\_\_

### 6. Reading Comprehension




This is my new cape.

This is my old robe.

This is my fish tank.

### 7. Rhyming



I see a \_\_\_\_\_ in the tree.

### 8. Word Endings

ring



It is not \_\_\_\_\_.

### 9. Silent e



not



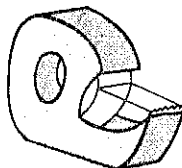

note



### 10. Word Families



shape \_\_\_\_\_




Name: \_\_\_\_\_

Day 2

Date: \_\_\_\_\_

### Week 5 Why Do Lions Roar? May 4th-8th

Crossword  
Complete the Crossword



Name: \_\_\_\_\_



Date: \_\_\_\_\_

## Week 5 Why Do Lions Roar? May 4th-8th

### Crossword Complete the Crossword

#### Across

- 1) utters a loud sound
- 7) The \_\_\_\_\_ waves lapped softly on the shore.
- 5) vibrations that can be heard, noise
- 6) the largest number
- 11) The student will \_\_\_\_\_ about the math problem.
- 12) a complete thought expressed in words

#### Down


- 2) An umbrella will \_\_\_\_\_ you from the rain.
- 3) less rough or coarse
- 7) better than average
- 8) following or later in time
- 9) He will \_\_\_\_\_ her a gift on her birthday.
- 10) Nouns are words that name people, places or \_\_\_\_\_.
- 13) My family and I all have the same last \_\_\_\_\_.
- 14) Winning the game made the players \_\_\_\_\_ happy.




# Day 3

Name \_\_\_\_\_


### 1. Initial Consonants



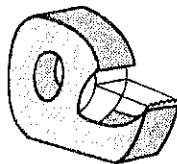
\_\_\_y




\_\_\_ate




h\_\_\_ng



t\_\_\_p\_\_\_




ra\_\_\_



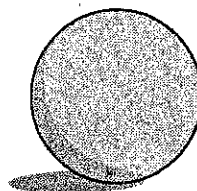
sta\_\_\_

### 4. Multi-meaning Words




\_\_\_\_\_ and \_\_\_\_\_

### 5. Sentence Sense



Does a ball get ripe?  
\_\_\_\_\_

### 6. Reading Comprehension



He is with Shep.  
He is in a van.  
He is on a ramp.

### 7. Rhyming



We can play in the \_\_\_\_\_.

### 8. Word Endings

hop




We are \_\_\_\_\_ in bags.

### 9. Silent e




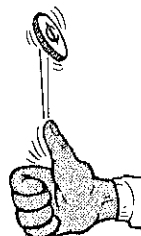

Tim  
time



### 10. Word Families



lip



Name: \_\_\_\_\_

Day 3

Date: \_\_\_\_\_

Week 5 Why Do Lions Roar? May 4th-8th

Missing Letter

Circle the letter that best completes the word.

1) sen\_ence

p      t  
g      u

7) v\_ry

e      w  
s      r

2) \_hink

j      t  
y      d

8) gent\_e

d      l  
v      t

3) aft\_r

e      b  
l      m

9) giv\_

n      e  
f      t

4) \_ood

g      c  
v      x

10) s\_fter

o      j  
t      u

5) \_oars

r      i  
y      m

11) sou\_d

r      n  
u      i

6) prote\_t

z      c  
m      x

12) \_ost

k      w  
s      m

Name: \_\_\_\_\_

Day 3

Date: \_\_\_\_\_

## Week 5 Why Do Lions Roar? May 4th-8th

### Missing Letter

Circle the letter that best completes the word.

13) th\_ ngs

n

h

i

t

14) na\_ e

m

q


r

e

# Day 4

Name \_\_\_\_\_

### 1. Initial Consonants



\_\_ ee




\_\_ ape



n \_\_ p


### 2. Short and Long Vowels



\_\_ t \_\_



thi \_\_



le \_\_

### 4. Multi-meaning Words



\_\_\_\_\_

and



\_\_\_\_\_


### 5. Sentence Sense



Is the milk bad?

\_\_\_\_\_

### 6. Reading Comprehension




It is a thick one.

I will bake it.

This is dripping.

### 7. Rhyming



I am an ape in a \_\_\_\_\_.

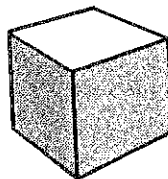
### 8. Word Endings



hang

The robe is on the \_\_\_\_\_.

### 9. Silent e



cub

cube




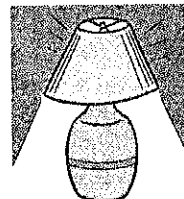

\_\_\_\_\_

\_\_\_\_\_

### 10. Word Families



champ



\_\_\_\_\_

Name: \_\_\_\_\_

Day 4

Date: \_\_\_\_\_

## Week 5 Why Do Lions Roar? May 4th-8th

### Word-O-Rama

Read the clue and then choose the best match from the possible answers.

1) Fill in the blank: Nouns are words that name people, places or \_\_\_\_\_.

- A. name
- B. sentence
- C. after
- D. things

2) Pick the antonym for fewest

- A. think
- B. sound
- C. after
- D. most

3) Pick the antonym for rough

- A. roars
- B. gentle
- C. think
- D. softer

4) Fill in the blank: He will \_\_\_\_\_ her a gift on her birthday.

- A. give
- B. think
- C. things
- D. most

5) Fill in the blank: Don't go swimming \_\_\_\_\_ dark.

- A. gentle
- B. protect
- C. after
- D. think

6) Pick the word that fits this definition: utters a loud sound

- A. sound
- B. roars
- C. think
- D. things

Name: \_\_\_\_\_

Day 4

Date: \_\_\_\_\_

## Week 5 Why Do Lions Roar? May 4th-8th

### Word-O-Rama

Read the clue and then choose the best match from the possible answers.

7) Pick the synonym for title

- A. give
- B. roars
- C. very
- D. name

8) Pick the word that fits this definition: to keep someone or something safe

- A. roars
- B. gentle
- C. sentence
- D. protect

9) Fill in the blank: A silky blanket is \_\_\_\_\_ than a scratchy one.

- A. softer
- B. good
- C. think
- D. after

10) Pick the word that fits this definition: a complete thought expressed in words

- A. sound
- B. think
- C. sentence
- D. protect

11) Pick the antonym for bad

- A. good
- B. sentence
- C. gentle
- D. give

12) Pick the antonym for forget

- A. very
- B. think
- C. name
- D. protect

Name: \_\_\_\_\_

Day 43

Date: \_\_\_\_\_

Week 5 Why Do Lions Roar? May 4th-8th

Word-O-Rama

Read the clue and then choose the best match from the possible answers.

13) Pick the synonym for noise

A. think

B. sound

C. after

D. protect

14) Pick the synonym for extremely

A. softer

B. give

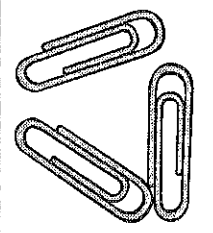
C. very

D. sentence


# Day 5

Name \_\_\_\_\_


### 1. Initial Consonants




\_\_ips



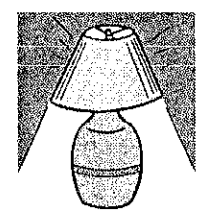
\_\_amp



h\_\_ng



t\_\_m\_\_




la\_\_




li\_\_

### 4. Multi-meaning Words




\_\_\_\_\_



and

\_\_\_\_\_


### 5. Sentence Sense



Is a globe a map?


\_\_\_\_\_

### 6. Reading Comprehension



Tim has a note.  
Tim has a cube.  
Tim sent her a flag.

### 7. Rhyming



We can fly in the \_\_\_\_\_.


### 8. Word Endings

slip



He \_\_\_\_\_ and fell.

### 9. Silent e




hop  
hope





\_\_\_\_\_

\_\_\_\_\_

### 10. Word Families



snake



\_\_\_\_\_

\_\_\_\_\_

\_\_\_\_\_

\_\_\_\_\_



Name: \_\_\_\_\_

Day 5

Date: \_\_\_\_\_

## Week 5 Why Do Lions Roar? May 4th-8th

### Match It Definitions

Match the definition to the word by drawing a line or by writing the number in the box.

- |             |                          |   |
|-------------|--------------------------|---|
| 1) good     | <input type="checkbox"/> | a complete thought expressed in words       |
| 2) gentle   | <input type="checkbox"/> | unnamed objects, entities, or ideas         |
| 3) sentence | <input type="checkbox"/> | to gift, donate, hand, bestow or administer |
| 4) things   | <input type="checkbox"/> | following or later in time                  |
| 5) protect  | <input type="checkbox"/> | soft and kind, not harsh                    |
| 6) softer   | <input type="checkbox"/> | the word that you call a person or thing    |
| 7) roars    | <input type="checkbox"/> | less rough or coarse                        |
| 8) most     | <input type="checkbox"/> | vibrations that can be heard, noise         |
| 9) very     | <input type="checkbox"/> | extremely, absolutely or to a great degree  |
| 10) sound   | <input type="checkbox"/> | better than average                         |
| 11) think   | <input type="checkbox"/> | utters a loud sound                         |
| 12) give    | <input type="checkbox"/> | to keep someone or something safe           |
| 13) name    | <input type="checkbox"/> | the largest number                          |

Name: \_\_\_\_\_

Day 5

Date: \_\_\_\_\_

## Week 5 Why Do Lions Roar? May 4th-8th

### MatchIt Definitions

Match the definition to the word by drawing a line or by writing the number in the box.

14) after

to consider or reflect on, to believe

Student Number \_\_\_\_\_

Date Day 1

Correct \_\_\_\_\_ /40

1	1	0	0	2	5	8	4
<u>+9</u>	<u>+2</u>	<u>+0</u>	<u>+8</u>	<u>+3</u>	<u>+3</u>	<u>+9</u>	<u>+9</u>

5	9	3	4	0	2	2	0
<u>+9</u>	<u>+2</u>	<u>+5</u>	<u>+1</u>	<u>+3</u>	<u>+4</u>	<u>+7</u>	<u>+2</u>

1	4	9	9	10	8	4	10
<u>+0</u>	<u>+4</u>	<u>+5</u>	<u>+0</u>	<u>+2</u>	<u>+5</u>	<u>+8</u>	<u>+0</u>

5	1	6	12	4	9	1	8
<u>+5</u>	<u>+3</u>	<u>+3</u>	<u>+8</u>	<u>+1</u>	<u>+3</u>	<u>+5</u>	<u>+0</u>

0	0	10	8	9	4	6	4
<u>+0</u>	<u>+9</u>	<u>+0</u>	<u>+2</u>	<u>+1</u>	<u>+3</u>	<u>+6</u>	<u>+9</u>

Name Day 1

Drops in the Bucket Math Level B, Volume 1

Lesson 20

Skip Counting

1

501

502


503

504

507

Problem Solving

2



It will take 86 bricks to build this chimney.  
We already have 64 bricks.  
How many more will we need?

Using Money

3



Johnny has \_\_\_\_\_




Fast Facts

4


$$\begin{array}{r} \underline{\quad} + 6 = 12 \\ \underline{\quad} + 3 = 8 \end{array}$$

$$\begin{array}{r} 6 \quad 10 \quad 11 \\ -5 \quad -7 \quad -9 \end{array}$$



Telling Time

5



It is \_\_\_\_\_ minutes after \_\_\_\_\_ o'clock.

Add and Subtract

6

$$26 + 53 = \underline{\quad}$$

$$\begin{array}{r} 55 \text{ maps} \\ - 24 \text{ maps} \end{array}$$

Vocabulary

7

Circle six hundred one.



Place Value, More and Less

8


100 less, 100 more

\_\_\_\_\_ 800 \_\_\_\_\_  
\_\_\_\_\_ 802 \_\_\_\_\_

Arrays

9

Columns go up and down.  
How many in each column? \_\_\_\_\_



Fractions and Geometry

10

one half ● ●

one third ● ●

one fourth ● ●

Day 1

Adding 2-Digit Numbers (A)

Name: \_\_\_\_\_

Date: \_\_\_\_\_

Calculate each sum.

$$\begin{array}{r} 35 \\ + 57 \\ \hline \end{array}$$

$$\begin{array}{r} 31 \\ + 99 \\ \hline \end{array}$$

$$\begin{array}{r} 34 \\ + 35 \\ \hline \end{array}$$

$$\begin{array}{r} 89 \\ + 35 \\ \hline \end{array}$$

$$\begin{array}{r} 20 \\ + 44 \\ \hline \end{array}$$

$$\begin{array}{r} 65 \\ + 36 \\ \hline \end{array}$$

$$\begin{array}{r} 25 \\ + 74 \\ \hline \end{array}$$

$$\begin{array}{r} 20 \\ + 51 \\ \hline \end{array}$$

$$\begin{array}{r} 73 \\ + 89 \\ \hline \end{array}$$

$$\begin{array}{r} 62 \\ + 17 \\ \hline \end{array}$$

$$\begin{array}{r} 69 \\ + 81 \\ \hline \end{array}$$

$$\begin{array}{r} 49 \\ + 59 \\ \hline \end{array}$$

$$\begin{array}{r} 39 \\ + 59 \\ \hline \end{array}$$

$$\begin{array}{r} 81 \\ + 70 \\ \hline \end{array}$$

$$\begin{array}{r} 14 \\ + 75 \\ \hline \end{array}$$

$$\begin{array}{r} 16 \\ + 17 \\ \hline \end{array}$$

$$\begin{array}{r} 39 \\ + 49 \\ \hline \end{array}$$

$$\begin{array}{r} 54 \\ + 77 \\ \hline \end{array}$$

$$\begin{array}{r} 91 \\ + 95 \\ \hline \end{array}$$

$$\begin{array}{r} 32 \\ + 93 \\ \hline \end{array}$$

$$\begin{array}{r} 80 \\ + 18 \\ \hline \end{array}$$

$$\begin{array}{r} 49 \\ + 19 \\ \hline \end{array}$$

$$\begin{array}{r} 12 \\ + 68 \\ \hline \end{array}$$

$$\begin{array}{r} 22 \\ + 82 \\ \hline \end{array}$$

$$\begin{array}{r} 22 \\ + 18 \\ \hline \end{array}$$

Student Number Day 2

Pre/Post Test

4	8	5	2	0	0	1	1
<u>+9</u>	<u>+9</u>	<u>+3</u>	<u>+3</u>	<u>+8</u>	<u>+0</u>	<u>+2</u>	<u>+9</u>

0	2	2	0	4	3	9	5
<u>+2</u>	<u>+7</u>	<u>+4</u>	<u>+3</u>	<u>+1</u>	<u>+5</u>	<u>+2</u>	<u>+9</u>

10	4	8	10	9	9	4	1
<u>+0</u>	<u>+8</u>	<u>+5</u>	<u>+2</u>	<u>+0</u>	<u>+5</u>	<u>+4</u>	<u>+0</u>

8	1	9	4	12	6	1	5
<u>+0</u>	<u>+5</u>	<u>+3</u>	<u>+1</u>	<u>+8</u>	<u>+3</u>	<u>+3</u>	<u>+5</u>

4	6	4	9	8	10	0	0
<u>+9</u>	<u>+6</u>	<u>+3</u>	<u>+1</u>	<u>+2</u>	<u>+0</u>	<u>+9</u>	<u>+0</u>

Name Day 2

Drops in the Bucket Math Level B, Volume 1

Lesson 21

Skip Counting

1

965

\_\_\_\_\_

967

968

969

\_\_\_\_\_

971

\_\_\_\_\_

Problem Solving

2



Grandma lives 87 miles away from my house.  
Uncle Joe lives closer, just 45 miles away.  
How much closer is Uncle Joe's house?

Using Money

3



Pete has \_\_\_\_\_



Fast Facts

4

\_\_\_\_\_ + 4 = 10

5

8



9

\_\_\_\_\_ + 7 = 12

  -4

  -2

  -5



Telling Time

5



It is \_\_\_\_\_ minutes after \_\_\_\_\_ o'clock.

Add and Subtract

6

88 jets  
+ 5 jets

40 - 30 = \_\_\_\_\_

Vocabulary

7

three hundred five



8

Place Value, More and Less

100 less, 100 more


\_\_\_\_\_ 300 \_\_\_\_\_

\_\_\_\_\_ 310 \_\_\_\_\_

Arrays

9

Columns go up and down.  
How many in each column? \_\_\_\_\_



10

Fractions and Geometry

$\frac{1}{2}$

$\frac{1}{3}$

$\frac{1}{4}$



Name \_\_\_\_\_

**DAY 2**

CCSS 2.NBT.5 Fluently add and subtract within 100.....

**2-Digit Addition with Regrouping Assessment**

→ Directions: Find the sums.

$$\begin{array}{r} 28 \\ +43 \\ \hline \end{array}$$

$$\begin{array}{r} 46 \\ +53 \\ \hline \end{array}$$

$$\begin{array}{r} 87 \\ +10 \\ \hline \end{array}$$

$$\begin{array}{r} 29 \\ +25 \\ \hline \end{array}$$

$$\begin{array}{r} 54 \\ +17 \\ \hline \end{array}$$

$$\begin{array}{r} 39 \\ +19 \\ \hline \end{array}$$

$$\begin{array}{r} 27 \\ +54 \\ \hline \end{array}$$

$$\begin{array}{r} 22 \\ +62 \\ \hline \end{array}$$

$$\begin{array}{r} 74 \\ +18 \\ \hline \end{array}$$

$$\begin{array}{r} 46 \\ +12 \\ \hline \end{array}$$

$$\begin{array}{r} 15 \\ +54 \\ \hline \end{array}$$

$$\begin{array}{r} 24 \\ +19 \\ \hline \end{array}$$

$$\begin{array}{r} 45 \\ +50 \\ \hline \end{array}$$

$$\begin{array}{r} 49 \\ +47 \\ \hline \end{array}$$

$$\begin{array}{r} 29 \\ +26 \\ \hline \end{array}$$

$$\begin{array}{r} 36 \\ +28 \\ \hline \end{array}$$

$$\begin{array}{r} 82 \\ +17 \\ \hline \end{array}$$

$$\begin{array}{r} 58 \\ +22 \\ \hline \end{array}$$

$$\begin{array}{r} 35 \\ +55 \\ \hline \end{array}$$

$$\begin{array}{r} 17 \\ +56 \\ \hline \end{array}$$

Score: \_\_\_/20

Two Digit Addition W/Regrouping  
Baseline Assessment 1



Name DAY 3

*lee*

facts  
sums to  
20

$5+4=$  \_\_\_

$7+6=$  \_\_\_

$10+2=$  \_\_\_

$9+7=$  \_\_\_

$5+5=$  \_\_\_

$6+8=$  \_\_\_

$7+8=$  \_\_\_

$5+7=$  \_\_\_

$1+1=$  \_\_\_

$7+4=$  \_\_\_

$0+0=$  \_\_\_

$6+4=$  \_\_\_

$8+8=$  \_\_\_

$5+8=$  \_\_\_

$10+5=$  \_\_\_

$9+4=$  \_\_\_

$4+7=$  \_\_\_

$10+1=$  \_\_\_

$4+4=$  \_\_\_

$7+9=$  \_\_\_

$6+9=$  \_\_\_

$8+5=$  \_\_\_

$7+6=$  \_\_\_

$5+8=$  \_\_\_

$10+2=$  \_\_\_

$7+9=$  \_\_\_

$4+9=$  \_\_\_

$5+5=$  \_\_\_

$8+10=$  \_\_\_

$3+4=$  \_\_\_

$10+5=$  \_\_\_

$9+1=$  \_\_\_

$9+5=$  \_\_\_

$2+2=$  \_\_\_

$4+1=$  \_\_\_

$7+3=$  \_\_\_

$7+9=$  \_\_\_

$7+3=$  \_\_\_

$8+9=$  \_\_\_

$1+1=$  \_\_\_

$9+3=$  \_\_\_

$4+5=$  \_\_\_

$4+7=$  \_\_\_

$6+2=$  \_\_\_

$5+8=$  \_\_\_

$8+3=$  \_\_\_

$5+5=$  \_\_\_

$7+2=$  \_\_\_

$8+9=$  \_\_\_

$4+4=$  \_\_\_

Name Day 3

Drops in the Bucket Math Level B, Volume 1

Lesson 22

Skip Counting

1

305

310

315

320

325

Problem Solving

2



I am 8 and my big sister is 15.  
What is the difference in our ages?

Using Money

3





Sam has \_\_\_\_\_.



Fast Facts


4

<u>   </u>	+	1	=	3	12	14	3
<u>   </u>	+	7	=	9	<u>-6</u>	<u>-7</u>	<u>-0</u>




Telling Time

5



Show the same time on the digital clock.



Add and Subtract

6

19 cars  
+ 2 cars

88 - 71 = \_\_\_\_\_

Vocabulary

7

Circle eight hundred four.



8

Place Value, More and Less

100 less, 100 more

\_\_\_\_\_ 100 \_\_\_\_\_  
\_\_\_\_\_ 107 \_\_\_\_\_

Arrays

9

Add the columns to find the total.

▼	▼	▼				
▼	▼	▼				
▼	▼	▼				
▼	▼	▼				
4	+		+		=	

10

Fractions and Geometry

halves ●

thirds ●

fourths (quarters) ●

Name \_\_\_\_\_

Day 3

practice 1

1.NBT.2

# Tens & Ones

Fill in the missing parts.

37  
number: \_\_\_\_\_  
show it:  
tens: \_\_\_\_\_  
ones: \_\_\_\_\_

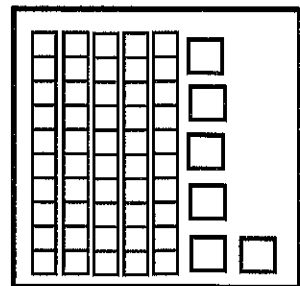
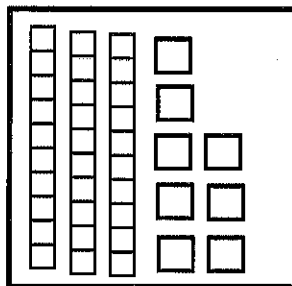
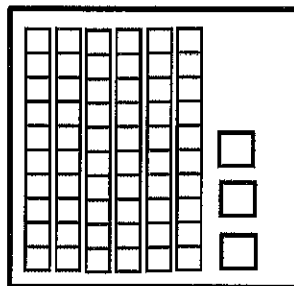
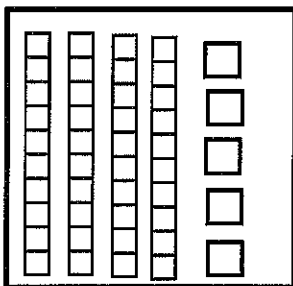
68  
number: \_\_\_\_\_  
show it:  
tens: \_\_\_\_\_  
ones: \_\_\_\_\_

83  
number: \_\_\_\_\_  
show it:  
tens: \_\_\_\_\_  
ones: \_\_\_\_\_

17  
number: \_\_\_\_\_  
show it:  
tens: \_\_\_\_\_  
ones: \_\_\_\_\_

24  
number: \_\_\_\_\_  
show it:  
tens: \_\_\_\_\_  
ones: \_\_\_\_\_

Count the tens and ones. Write the number below.




Guess the number.

I am thinking of a number that has 7 tens and 4 ones. What number am I thinking of?

\_\_\_\_\_ my guess

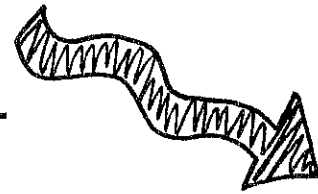
I am thinking of a number that has 3 tens and 9 ones. What number am I thinking of?

\_\_\_\_\_ my guess



Name \_\_\_\_\_

Day 4



facts  
sums to  
20

$10+2=$  \_\_\_  $6+10=$  \_\_\_  $2+9=$  \_\_\_  $8+8=$  \_\_\_

$5+2=$  \_\_\_  $9+6=$  \_\_\_  $4+4=$  \_\_\_  $9+1=$  \_\_\_  $6+5=$  \_\_\_  $5+5=$  \_\_\_

$4+9=$  \_\_\_  $0+0=$  \_\_\_  $6+3=$  \_\_\_  $8+5=$  \_\_\_  $7+8=$  \_\_\_  $4+2=$  \_\_\_

$7+5=$  \_\_\_  $9+2=$  \_\_\_  $10+9=$  \_\_\_  $4+7=$  \_\_\_  $5+5=$  \_\_\_  $0+0=$  \_\_\_

$10+4=$  \_\_\_  $8+3=$  \_\_\_  $9+4=$  \_\_\_  $6+3=$  \_\_\_  $1+1=$  \_\_\_  $8+5=$  \_\_\_

$0+0=$  \_\_\_  $4+7=$  \_\_\_  $8+5=$  \_\_\_  $5+7=$  \_\_\_  $9+3=$  \_\_\_  $6+7=$  \_\_\_

$4+5=$  \_\_\_  $10+0=$  \_\_\_  $1+2=$  \_\_\_  $10+7=$  \_\_\_  $4+5=$  \_\_\_  $0+9=$  \_\_\_

$5+6=$  \_\_\_  $2+2=$  \_\_\_  $3+3=$  \_\_\_  $2+2=$  \_\_\_  $0+7=$  \_\_\_  $7+4=$  \_\_\_

$8+5=$  \_\_\_  $6+9=$  \_\_\_  $5+4=$  \_\_\_  $9+1=$  \_\_\_  $7+2=$  \_\_\_  $6+9=$  \_\_\_

$1+4=$  \_\_\_  $2+0=$  \_\_\_  $3+3=$  \_\_\_  $4+3=$  \_\_\_  $0+0=$  \_\_\_  $8+2=$  \_\_\_

$3+7=$  \_\_\_  $6+7=$  \_\_\_  $10+5=$  \_\_\_  $8+4=$  \_\_\_  $9+8=$  \_\_\_  $3+7=$  \_\_\_

$2+3=$  \_\_\_  $2+5=$  \_\_\_  $7+6=$  \_\_\_  $9+5=$  \_\_\_  $3+6=$  \_\_\_  $7+5=$  \_\_\_

$1+9=$  \_\_\_  $1+1=$  \_\_\_  $7+5=$  \_\_\_  $6+3=$  \_\_\_  $2+7=$  \_\_\_  $10+4=$  \_\_\_

$10+8=$  \_\_\_  $8+5=$  \_\_\_  $4+9=$  \_\_\_  $7+10=$  \_\_\_  $2+8=$  \_\_\_  $7+5=$  \_\_\_

$2+8=$  \_\_\_  $7+9=$  \_\_\_  $3+5=$  \_\_\_  $4+9=$  \_\_\_  $7+3=$  \_\_\_  $9+8=$  \_\_\_

$1+1=$  \_\_\_  $8+4=$  \_\_\_  $0+3=$  \_\_\_  $0+0=$  \_\_\_  $3+4=$  \_\_\_  $8+3=$  \_\_\_

$7+5=$  \_\_\_  $6+2=$  \_\_\_  $5+7=$  \_\_\_  $4+4=$  \_\_\_  $8+2=$  \_\_\_  $10+1=$  \_\_\_

1

Skip Counting

20

30

60

70

80

2



Problem Solving

I am 8 years old. My mom is 27.  
What is the difference in our ages?

3



Using Money

Pete has \_\_\_\_\_.



4

Fast Facts

\_\_\_ + 5 = 11

14

2



10

\_\_\_ + 8 = 8

-8

-2

-3




5



Telling Time

Show the same time on the digital clock.



6

55 men  
+ 6 men

Add and Subtract

49 - 19 = \_\_\_\_\_

7

Vocabulary

Circle nine hundred seven.



8

Place Value, More and Less

100 less, 100 more

\_\_\_\_\_ 600 \_\_\_\_\_

\_\_\_\_\_ 649 \_\_\_\_\_

9

Arrays

Add the columns to find the total.


x	x	x	x
x	x	x	x
x	x	x	x

3 + \_\_\_ + \_\_\_ + \_\_\_ = \_\_\_

10

Fractions and Geometry

Draw lines to show how 2 boys could share this paper equally.



Name \_\_\_\_\_

Day 4

Prove  
I.NBT.2

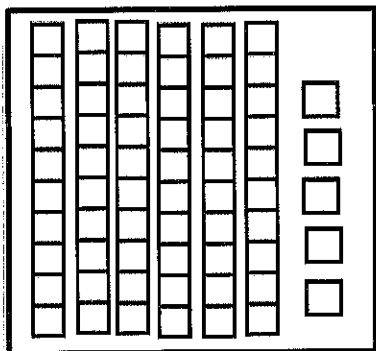
# Show What You Know



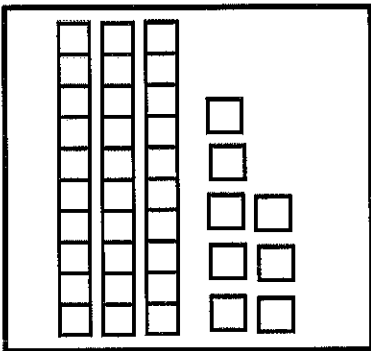
Write the number.

1. 4 tens and 6 ones = \_\_\_\_\_
2. 3 tens and 7 ones = \_\_\_\_\_
3. 2 tens and 3 ones = \_\_\_\_\_
4. 9 tens and 0 ones = \_\_\_\_\_
5. 1 ten and 5 ones = \_\_\_\_\_

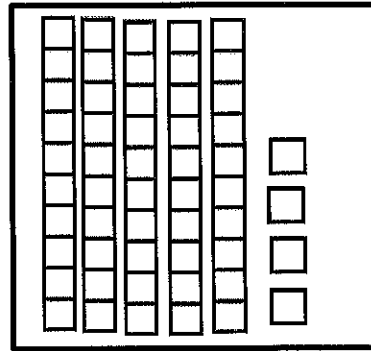
Count the tens and ones. Write the number below.



\_\_\_\_\_




\_\_\_\_\_



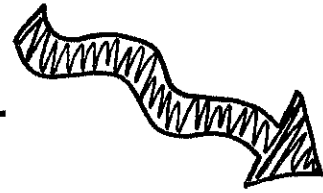
\_\_\_\_\_

Draw the tens and ones to show each number.



Name \_\_\_\_\_

Day 5



facts  
sums to  
20

$10+2=$  \_\_\_  $6+10=$  \_\_\_  $2+9=$  \_\_\_  $8+8=$  \_\_\_

$5+2=$  \_\_\_  $9+6=$  \_\_\_  $4+4=$  \_\_\_  $9+1=$  \_\_\_  $6+5=$  \_\_\_  $5+5=$  \_\_\_

$4+9=$  \_\_\_  $0+0=$  \_\_\_  $6+3=$  \_\_\_  $8+5=$  \_\_\_  $7+8=$  \_\_\_  $4+2=$  \_\_\_

$7+5=$  \_\_\_  $9+2=$  \_\_\_  $10+9=$  \_\_\_  $4+7=$  \_\_\_  $5+5=$  \_\_\_  $0+0=$  \_\_\_

$10+4=$  \_\_\_  $8+3=$  \_\_\_  $9+4=$  \_\_\_  $6+3=$  \_\_\_  $1+1=$  \_\_\_  $8+5=$  \_\_\_

$0+0=$  \_\_\_  $4+7=$  \_\_\_  $8+5=$  \_\_\_  $5+7=$  \_\_\_  $9+3=$  \_\_\_  $6+7=$  \_\_\_

$4+5=$  \_\_\_  $10+0=$  \_\_\_  $1+2=$  \_\_\_  $10+7=$  \_\_\_  $4+5=$  \_\_\_  $0+9=$  \_\_\_

$5+6=$  \_\_\_  $2+2=$  \_\_\_  $3+3=$  \_\_\_  $2+2=$  \_\_\_  $0+7=$  \_\_\_  $7+4=$  \_\_\_

$8+5=$  \_\_\_  $6+9=$  \_\_\_  $5+4=$  \_\_\_  $9+1=$  \_\_\_  $7+2=$  \_\_\_  $6+9=$  \_\_\_

$1+4=$  \_\_\_  $2+0=$  \_\_\_  $3+3=$  \_\_\_  $4+3=$  \_\_\_  $0+0=$  \_\_\_  $8+2=$  \_\_\_

$3+7=$  \_\_\_  $6+7=$  \_\_\_  $10+5=$  \_\_\_  $8+4=$  \_\_\_  $9+8=$  \_\_\_  $3+7=$  \_\_\_

$2+3=$  \_\_\_  $2+5=$  \_\_\_  $7+6=$  \_\_\_  $9+5=$  \_\_\_  $3+6=$  \_\_\_  $7+5=$  \_\_\_

$1+9=$  \_\_\_  $1+1=$  \_\_\_  $7+5=$  \_\_\_  $6+3=$  \_\_\_  $2+7=$  \_\_\_  $10+4=$  \_\_\_

$10+8=$  \_\_\_  $8+5=$  \_\_\_  $4+9=$  \_\_\_  $7+10=$  \_\_\_  $2+8=$  \_\_\_  $7+5=$  \_\_\_

$2+8=$  \_\_\_  $7+9=$  \_\_\_  $3+5=$  \_\_\_  $4+9=$  \_\_\_  $7+3=$  \_\_\_  $9+8=$  \_\_\_


$1+1=$  \_\_\_  $8+4=$  \_\_\_  $0+3=$  \_\_\_  $0+0=$  \_\_\_  $3+4=$  \_\_\_  $8+3=$  \_\_\_

$7+5=$  \_\_\_  $6+2=$  \_\_\_  $5+7=$  \_\_\_  $4+4=$  \_\_\_  $8+2=$  \_\_\_  $10+1=$  \_\_\_

**1** **Skip Counting**

80	90	_____	_____	120	130	140	_____
----	----	-------	-------	-----	-----	-----	-------

**2** **Problem Solving**



At 11:00 the lunchroom serves lunch to 46 children and 9 teachers.  
How many lunches are needed at 11:00?

**3** **Using Money**




Kay has \_\_\_\_\_.



**4** **Fast Facts**

_____ + 6 = 13	6	7	1
_____ + 8 = 16	<u>-3</u>	<u>-3</u>	<u>-1</u>



**5** **Telling Time**

minute	Sixty minutes make one _____.
day	Twenty-four hours make one _____.
hour	


**6** **Add and Subtract**

77 cakes  
+ 3 cakes

25 - 14 = \_\_\_\_\_

**7** **Vocabulary**

Circle five hundred nine.



**8** **Place Value, More and Less**


100 less, 100 more

\_\_\_\_\_ 700 \_\_\_\_\_

\_\_\_\_\_ 705 \_\_\_\_\_

**9** **Arrays**

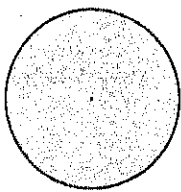
Count by fives to find the total.



5 + 5 + 5 + 5 + 5 + 5 = \_\_\_\_\_

**10** **Fractions and Geometry**

Draw lines to show how three kids can share this pizza equally.





Name \_\_\_\_\_

Day 5

practice 1  
I.NBT.3

# Greater Than/Less Than

Fill in the symbol to make the equation true. [ $<$ ,  $>$ ,  $=$ ]

58 ○ 39

22 ○ 41

12 ○ 19

53 ○ 87

38 ○ 57

33 ○ 21

85 ○ 29

68 ○ 67

14 ○ 41

19 ○ 7

52 ○ 68

89 ○ 20

Circle the tens place in each number.

89

13

69

90

67

82

41

Circle the ones place in each number.

74

83

70

23

20

39

15